



**JOB No.: TCS01062/19**

**EPD CONTRACT NO. EP/SP/86/15  
ORGANIC WASTE TREATMENT FACILITIES PHASE 2**

**QUARTERLY ENVIRONMENTAL MONITORING AND  
AUDIT (EM&A) SUMMARY REPORT  
(DECEMBER 2020 TO FEBRUARY 2021)**

**PREPARED FOR  
AJA JOINT VENTURE**

| Date         | Reference No.           | Prepared By   | Certified By   |
|--------------|-------------------------|---|--|
| 1 April 2020 | TCS01062/19/600/R0136v3 | <br>Martin Li<br>(Environmental Consultant) | <br>Tam Tak Wing<br>(Environmental Team Leader) |

| Version | Date          | Remarks                        |
|---------|---------------|--------------------------------|
| 1       | 18 March 2021 | First Submission               |
| 2       | 30 March 2021 | Amended against IEC's comments |
| 3       | 1 April 2021  | Amended against IEC's comments |
|         |               |                                |

Your ref TCS1062/19/300/L0137  
Our ref 271491/02-09/MY/KL/NL-1146  
File ref 02-09

# ARUP

Level 5 Festival Walk  
80 Tat Chee Avenue  
Kowloon Tong  
Kowloon  
Hong Kong

t +852 2528 3031

d +852 2268 3206

f +852 2268 3955

martin.yu@arup.com

www.arup.com

**BY EMAIL (chriskwleung@cohl.com)**

AJA Joint Venture  
5/F, Tower A, Manulife Financial Centre  
223-231 Wai Yip Street  
Kwun Tong, Kowloon  
Hong Kong

Attn: Mr. Chris Leung

1 April 2021


Dear Sir

**Contract No. EP/SP/86/15**  
**Organic Waste Treatment Facilities Phase 2**  
**Quarterly Environmental Monitoring & Audit Report (December 2020 to February 2021)**

Referring to your report referenced above dated 18 March 2021, we hereby verify that the captioned report ref. no. TCS1062/19/600/R0136v3 complied in general with the requirements as set out in the EM&A Manual.

Should you have any queries, please contact the undersigned at 2268 3206.

Yours faithfully



Martin Yu  
Independent Environmental Checker

cc EPD – Ms. Queenie Ng, Ms. Angel Wong, Mr. Sunny Chiu  
Mr. Laurence Lau, Mr. Jason Tsang, Miss Cherry Ho  
AECOM – Mr. Desmond Ng, Mr. Ben Tsang, Mr. Tony Lu  
Mr. K. C. Chu, Mr. T. Y. Lou, Mr. YW Mok, Ms. Karie Ng  
Mr. W.W. Tong, Mr. Y.K. Pang, Mr. Philip Cheung  
AJA JV – Mr. Johnny Leung, Mr. George Lee, Mr. Max Ngok  
Mr. Gabriel Wong, Ms. Yeung Siu Kuen, Ms Tso So Fong  
Mr. Salinda Palipana  
AUES – Mr. T.W. Tam, Mr. Martin Li

## EXECUTIVE SUMMARY

- ES01 This is the 5<sup>th</sup> Quarterly Environmental Monitoring and Audit (EM&A) Summary Report for the Service Contract to summarized environmental monitoring results and inspection findings during the period from **1 December 2020 to 28 February 2021** (hereinafter ‘the Reporting Period’).

## ENVIRONMENTAL MONITORING AND AUDIT ACTIVITIES

- ES02 Environmental monitoring activities under the EM&A program in this Reporting Period are summarized in the following table.

**Table ES-1 Summary of Environmental Monitoring Activities Undertaken in the Reporting Period**

| Issues             | Environmental Monitoring Parameters / Inspection | Sessions |
|--------------------|--|----------|
| Construction Noise | Leq (30min) Daytime                              | 52       |
| Inspection / Audit | ET Regular Environmental Site Inspection         | 13       |

## BREACH OF ACTION AND LIMIT (A/L) LEVELS

- ES03 No daytime construction noise monitoring exceedance was recorded in this Reporting Period. The statistics of environmental exceedance and investigation of exceedance are summarized in the following table.

**Table ES-2 Summary of Environmental Monitoring Parameter Exceedance in the Reporting Period**

| Environmental Issues | Monitoring Parameters        | Action Level | Limit Level | Event & Action        |                    |
|----------------------|------------------------------|--------------|-------------|-----------------------|--------------------|
|                      |                              |              |             | Investigation Results | Corrective Actions |
| Construction Noise   | Leq <sub>30min</sub> Daytime | 0            | 0           | NA                    | NA                 |

## SITE INSPECTION

- ES04 During the Reporting Period, weekly joint site inspections were undertaken to evaluate the site environmental performance. No non-compliances were observed during the weekly site inspection and environmental audit of the Reporting Period. Minor deficiencies found in the weekly site inspection were in general rectified within the specified deadlines. The environmental performance of the Project was therefore considered satisfactory.

## ENVIRONMENTAL COMPLAINT

- ES05 No environmental complaint was recorded in this Reporting Period for the Project. The statistics of environmental complaint are summarized in the following table.

**Table ES-3 Summary of Environmental Complaint Records in the Reporting Period**

| Reporting Period     | Environmental Complaint Statistics |            |                  | Related with the Works Contract |
|----------------------|------------------------------------|------------|------------------|---------------------------------|
|                      | Frequency                          | Cumulative | Complaint Nature |                                 |
| 1 – 31 December 2020 | 0                                  | 0          | NA               | NA                              |
| 1 – 31 January 2021  | 0                                  | 0          | NA               | NA                              |
| 1 – 28 February 2021 | 0                                  | 0          | NA               | NA                              |

## NOTIFICATION OF SUMMONS AND SUCCESSFUL PROSECUTIONS

- ES06 No environmental summons or prosecutions was received in this Reporting Period for the Project. The statistics of environmental summons or prosecutions are summarized in the following tables.

**Table ES-4 Summary of Environmental Summons Records in the Reporting Period**

| Reporting Period     | Environmental Summons Statistics |            |                  | Related with the Works Contract |
|----------------------|----------------------------------|------------|------------------|---------------------------------|
|                      | Frequency                        | Cumulative | Complaint Nature |                                 |
| 1 – 31 December 2020 | 0                                | 0          | NA               | NA                              |
| 1 – 31 January 2021  | 0                                | 0          | NA               | NA                              |
| 1 – 28 February 2021 | 0                                | 0          | NA               | NA                              |

**Table ES-5 Summary of Environmental Prosecutions Records in the Reporting Period**

| Reporting Period     | Environmental Prosecution Statistics |            |                  | Related with the Works Contract |
|----------------------|--------------------------------------|------------|------------------|---------------------------------|
|                      | Frequency                            | Cumulative | Complaint Nature |                                 |
| 1 – 31 December 2020 | 0                                    | 0          | NA               | NA                              |
| 1 – 31 January 2021  | 0                                    | 0          | NA               | NA                              |
| 1 – 28 February 2021 | 0                                    | 0          | NA               | NA                              |

**REPORTING CHANGE**

ES07 No reporting change was made in this Reporting Period.

**FUTURE KEY ISSUES**

ES08 Construction noise would be a key environmental issue during construction work of the Project. Noise mitigation measures such as using quiet plants should be implemented in accordance with the EM&A requirement.

ES09 In addition, all effluent discharge from the construction site shall fulfill the discharge licence stipulation.



## Table of Contents

|   |           |
|---|-----------|
| <b>1. INTRODUCTION</b>  | <b>1</b>  |
| 1.1 PROJECT BACKGROUND  | 1         |
| 1.2 REPORT STRUCTURE  | 1         |
| <b>2. PROJECT ORGANIZATION AND CONSTRUCTION PROGRESS</b>                                | <b>2</b>  |
| 2.1 PROJECT ORGANIZATION AND CONSTRUCTION PROGRESS                                      | 2         |
| 2.2 CONSTRUCTION PROGRESS   | 2         |
| 2.3 SUMMARY OF ENVIRONMENTAL SUBMISSIONS  | 2         |
| <b>3. SUMMARY OF IMPACT MONITORING REQUIREMENTS</b>                                     | <b>4</b>  |
| 3.1 GENERAL   | 4         |
| 3.2 MONITORING PARAMETERS   | 4         |
| 3.3 MONITORING LOCATIONS  | 4         |
| 3.4 MONITORING FREQUENCY AND PERIOD   | 4         |
| 3.5 MONITORING EQUIPMENT  | 4         |
| 3.6 ACTION/LIMIT (A/L) LEVELS   | 4         |
| <b>4. CONSTRUCTION NOISE MONITORING</b>   | <b>6</b>  |
| 4.1 GENERAL   | 6         |
| 4.2 RESULTS OF NOISE MONITORING   | 6         |
| <b>5. WASTE MANAGEMENT</b>  | <b>7</b>  |
| 5.1 GENERAL WASTE MANAGEMENT  | 7         |
| 5.2 RECORDS OF WASTE QUANTITIES   | 7         |
| <b>6. SITE INSPECTION</b>   | <b>8</b>  |
| 6.1 REQUIREMENTS  | 8         |
| 6.2 FINDINGS / DEFICIENCIES DURING THE REPORTING PERIOD                                 | 8         |
| <b>7. ENVIRONMENTAL COMPLAINT, NOTIFICATIONS OF SUMMONS AND SUCCESSFUL PROSECUTIONS</b> | <b>9</b>  |
| 7.1 ENVIRONMENTAL COMPLAINT, SUMMONS AND PROSECUTION                                    | 9         |
| <b>8. ENVIRONMENTAL MITIGATION IMPLEMENTATION SCHEDULE</b>                              | <b>10</b> |
| 8.1 GENERAL REQUIREMENTS  | 10        |
| <b>9. CONCLUSIONS AND RECOMMENDATIONS</b>   | <b>11</b> |
| 9.1 CONCLUSIONS   | 11        |
| 9.2 RECOMMENDATIONS   | 11        |

**LIST OF TABLES**

|           |  |
|-----------|--|
| TABLE 2-1 | STATUS OF ENVIRONMENTAL LICENSES AND PERMITS OF THE PROJECT      |
| TABLE 3-1 | SUMMARY OF EM&A REQUIREMENTS                                     |
| TABLE 3-2 | IMPACT MONITORING STATIONS - CONSTRUCTION NOISE                  |
| TABLE 3-3 | ACTION AND LIMIT LEVELS FOR CONSTRUCTION NOISE                   |
| TABLE 4-1 | SUMMARY OF CONSTRUCTION NOISE MONITORING RESULTS                 |
| TABLE 4-2 | SUMMARIES OF ACTION/LIMIT LEVEL EXCEEDANCE OF CONSTRUCTION NOISE |
| TABLE 5-1 | SUMMARY OF QUANTITIES OF INERT C&D MATERIALS                     |
| TABLE 5-2 | SUMMARY OF QUANTITIES OF C&D WASTES                              |
| TABLE 6-1 | SITE OBSERVATIONS DURING THE WEEKLY INSPECTION                   |
| TABLE 7-1 | STATISTICAL SUMMARY OF ENVIRONMENTAL COMPLAINTS                  |
| TABLE 7-2 | STATISTICAL SUMMARY OF NOTIFICATION OF SUMMONS                   |
| TABLE 7-3 | STATISTICAL SUMMARY OF SUCCESSFUL PROSECUTION                    |
| TABLE 8-1 | ENVIRONMENTAL MITIGATION MEASURES                                |

**LIST OF APPENDICES**

|            |  |
|------------|--|
| APPENDIX A | LAYOUT PLAN OF THE PROJECT                       |
| APPENDIX B | ORGANIZATION CHART                               |
| APPENDIX C | MONITORING LOCATIONS FOR IMPACT MONITORING       |
| APPENDIX D | 3-MONTH ROLLING CONSTRUCTION PROGRAMME           |
| APPENDIX E | GRAPHICAL PLOTS OF MONITORING RESULTS            |
| APPENDIX F | METEOROLOGICAL INFORMATION                       |
| APPENDIX G | WASTE FLOW TABLE                                 |
| APPENDIX H | ENVIRONMENTAL MITIGATION IMPLEMENTATION SCHEDULE |

## 1. INTRODUCTION

### 1.1 PROJECT BACKGROUND

1.1.1 Environmental Protection Department (hereinafter referred as “EPD”) is the Project Proponent for the Project “*Organic Waste Treatment Facilities Phase 2*” (hereinafter referred as “the Project”). The Project is a Designated Project to be implemented under Environmental Permit No. EP-460/2013 (hereinafter referred as “the EP”). The major construction work of the Project included:

- (i) Demolition and removal of the existing above ground structures of the Sha Ling Livestock Waste Composting Plant (SLCP);
- (ii) Construction of superstructure for an administration building and enclosed waste reception area;
- (iii) Installation of treatment facilities including waste pre-treatment equipment, digesters, biogas holding tanks, composting, wastewater treatment, air treatment systems; and
- (iv) Facilities for biogas processing, utilization and transmission;

1.1.2 AJA Joint Venture (hereinafter referred as “AJAJV”) has been awarded the *EPD Contract No. EP/SP/86/15 “Organic Waste Treatment Facilities Phase 2”*. In accordance with the Works Contract requirements, AJAJV shall take over the responsibility of the EP. Based on the requirement, Further Environmental Permit application was submitted by AJAJV to EPD on 10 September 2019 and granted on 2 October 2019. A variation of Further Environmental Permit was submitted on 21 August 2020 and granted on 14 September 2020. The Further Environmental Permit is named as FEP-01/460/2013/A.

1.1.3 According to the approved Environmental Monitoring and Audit Manual (hereinafter referred as “the EM&A Manual”), AJAJV employed Action-United Environmental Services & Consulting (hereinafter referred as “AUES”) as Environmental Team (hereinafter referred as “ET”) to implement monitoring programme and as well as the associated duties.

1.1.4 According to the EM&A Manual, construction noise was identified as the only key environmental issue during the construction phase of the Project and it is required to carry out construction noise monitoring throughout the construction phase. Furthermore, baseline noise monitoring as part of the EM&A programmes shall be conducted prior to the commencement of the construction works under the Project. Thus, baseline noise monitoring was conducted by ET from **25 September 2019 to 8 October 2019**. The baseline monitoring report compiled by the ET was verified by Independent Environmental Checker (hereinafter the “IEC”) and was submitted to EPD on 19<sup>th</sup> November 2019 for endorsement.

1.1.5 This is the **5<sup>th</sup>** Quarterly EM&A Summary Report for the Service Contract to summarized monitoring results and inspection findings during the period from **1 December 2020 to 28 February 2021** (hereinafter ‘the Reporting Period’).

### 1.2 REPORT STRUCTURE

1.2.1 The Monthly Environmental Monitoring and Audit (EM&A) Report is structured into the following sections:-

|                  |   |
|------------------|---|
| <b>Section 1</b> | <i>Introduction</i>                                   |
| <b>Section 2</b> | <i>Project Organization and Construction Progress</i> |
| <b>Section 3</b> | <i>Summary of Impact Monitoring Requirements</i>      |
| <b>Section 4</b> | <i>Construction Noise Monitoring</i>                  |
| <b>Section 5</b> | <i>Waste Management</i>                               |
| <b>Section 6</b> | <i>Site Inspections</i>                               |
| <b>Section 7</b> | <i>Environmental Complaints and Non-Compliance</i>    |
| <b>Section 8</b> | <i>Implementation Status of Mitigation Measures</i>   |
| <b>Section 9</b> | <i>Conclusions and Recommendations</i>                |

## 2. PROJECT ORGANIZATION AND CONSTRUCTION PROGRESS

### 2.1 PROJECT ORGANIZATION AND CONSTRUCTION PROGRESS

- 2.1.1 Organization structure and contact details of relevant parties with respect to on-site environmental management are shown in [Appendix B](#). Details of responsibilities of respective parties can be referred to EM&A Monthly Report.

### 2.2 CONSTRUCTION PROGRESS

- 2.2.1 3-month rolling construction program of the Project is enclosed in [Appendix D](#); and the major construction activities undertaken in the Reporting Period is presented as below:

#### December 2020

Reception Building:

- RC footing Bay 4

AD Tank:

- RC footing Bays 6 and 7

Emergency Flare:

- Reaction pile

Admin building:

- Earth works

#### January 2021

Granulation Building

- Bay 1 works

Reception Building

- Bunker Tank Wall construction

Admin Building

- Bay 1 works

AD Bay 7

- Formwork for tank construction

Boundary Wall

- last bay construction

#### February 2021

- Granulation Building Bay 6 construction
- AD tank Lining Installation
- Admin Building Bay 1 construction

### 2.3 SUMMARY OF ENVIRONMENTAL SUBMISSIONS

- 2.3.1 Summary of the relevant permits, licenses, and/or notifications on environmental protection for the Project of contract 1 are presented in [Tables 2-1](#).

**Table 2-1 Status of Environmental Licenses and Permits of the Project**

| Item | Description   | License/Permit Status                   |              |    |                              |
|------|---|---|--------------|----|------------------------------|
|      |   | Permit no./<br>account no./ Ref.<br>no. | Valid Period |    | Status                       |
|      |   |   | From         | To |                              |
| 1    | Notification pursuant to Air pollution Control (Construction Dust) Regulation | Application No. 448863                  | --           | -- | Notified on 9 September 2019 |
| 2    | Chemical Waste Producer Registration  | Ref. no.: 5211-641-A2957-01             | --           | -- | Issued on 9 Oct 2019         |

| Item | Description  | License/Permit Status                   |              |             |                                 |
|------|--|---|--------------|-------------|---------------------------------|
|      |  | Permit no./<br>account no./ Ref.<br>no. | Valid Period |             | Status                          |
|      |  |   | From         | To          |                                 |
| 3    | Water Pollution Control Ordinance - Discharge License                          | Application No. 448913                  | --           | --          | Application made on 10 Sep 2019 |
| 4    | Waste Disposal Regulation - Billing Account for Disposal of Construction Waste | Account no. 7035307                     | 2 Oct 2019   | NA          | Valid                           |
| 5    | Further Environmental Permit   | FEP-01/460/2013/A                       | 14 Sep 2020  | NA          | Valid                           |
| 6    | Construction Noise Permit  | GW-RN0610-20                            | 1 Sep 2020   | 23 Feb 2021 | Expired after 23 Feb 2021       |
|      |  | GW-RN0923-20                            | 31 Dec 2020  | 26 Jun 2021 | Valid                           |
| 7    | Water Discharge Licence  | WT00035196-2019                         | 20 Mar 2020  | 31 Mar 2025 | Valid                           |

### 3. SUMMARY OF IMPACT MONITORING REQUIREMENTS

#### 3.1 GENERAL

- 3.1.1 According to Environmental Monitoring and Audit requirements set out in the Approved EM&A manual, construction noise was identified as the only key environmental issues during the construction phase of the Project.

#### 3.2 MONITORING PARAMETERS

- 3.2.1 The construction noise monitoring requirement stated in the approved EM&A Manual is summarized in **Table 3-1**.

**Table 3-1 Summary of EM&A Requirements**

| Environmental Issue | Parameters   |
|---------------------|--|
| Noise               | <ul style="list-style-type: none"> <li>Leq(30min) in normal working days (Monday to Saturday) 07:00-19:00 except public holiday</li> <li>Supplementary information for data auditing, statistical results such as L<sub>10</sub> and L<sub>90</sub> shall also be obtained for reference.</li> </ul> |

#### 3.3 MONITORING LOCATIONS

- 3.3.1 According to the EM&A Manual Section 4.2.3, four (4) designated noise sensitive receivers (NSR) were recommended as construction noise monitoring stations. Site visit was conducted by the ET on 23<sup>rd</sup> September 2019 to review and study sensitive receivers at surrounding and adjacent to the Project. Due to the presence of steel wire fencing and village dogs, two of the designated monitoring locations N2 and N3 were not accessible. Hence, two alternative locations N2a and N3a are proposed as a temporary noise monitoring locations to carry out impact noise monitoring until the alternative locations are approved by EPD. Details of the locations for construction noise monitoring in the Reporting Period is listed in **Table 3-2** and showed in **Appendix C**.

**Table 3-2 Impact Monitoring Stations – Construction Noise**

| ID  | Location                        |
|-----|---------------------------------|
| N1  | Village House No. 308, Sha Ling |
| N2a | Village House No. 318, Sha Ling |
| N3a | Village House No. 261, Sha Ling |
| N4  | Village House in Sha Ling       |

*Remark: N2a and N3a are temporary noise monitoring location. If there is any new alternative location(s) available in future, the impact monitoring will be carried out at the new alternative location(s) upon EPD agreement.*

#### 3.4 MONITORING FREQUENCY AND PERIOD

- 3.4.1 Noise monitoring shall be conducted at the all available designated monitoring stations or alternative locations. The monitoring frequency shall depend on scale of the construction activities. According to EM&A manual, regular noise monitoring should be carried out once a week when noise generating activities are underway and the monitoring requirement is presented below:
- one set of Leq(30min) measurements between 07:00 and 19:00 hours on normal weekdays

#### 3.5 MONITORING EQUIPMENT

- 3.5.1 Sound level meter in compliance with the International Electrotechnical Commission Publications 651: 1979 (Type 1) and 804: 1985 (Type 1) specifications shall be used for carrying out the noise monitoring. The sound level meter shall be checked using an acoustic calibrator. The wind speed shall be checked with a portable wind speed meter capable of measuring the wind speed in ms<sup>-1</sup>.

#### 3.6 ACTION/LIMIT (A/L) LEVELS

- 3.6.1 Action and Limit levels for construction noise as stipulated in the approved Environmental Monitoring and Audit Manual are listed in **Tables 3-3**.

**Table 3-3 Action and Limit Levels for Construction Noise**

| Monitoring Location | Action Level  | Limit Level in dB(A) |
|---------------------|---|----------------------|
|                     | Time Period: 0700-1900 hours on normal weekdays     |                      |
| N1                  | When one or more documented complaints are received | 75 dB(A)             |
| N2a                 |   |                      |
| N3a                 |   |                      |
| N4                  |   |                      |

*Note: If works are to be carried out during restricted hours, the conditions stipulated in the construction noise permit issued by the Noise Control Authority should be followed.*

#### 4. CONSTRUCTION NOISE MONITORING

##### 4.1 GENERAL

4.1.1 In the Reporting Period, construction noise monitoring was performed at monitoring location N1, N2a, N3a and N4. No construction work was carried out during restricted hours in the reporting period, therefore no additional noise monitoring during restricted hours was performed.

##### 4.2 RESULTS OF NOISE MONITORING

4.2.1 In the Reporting Period, a total of 52 sessions of daytime construction noise monitoring were performed at the agreed monitoring locations in the reporting period. Since the noise measurement was made under free field condition, a façade correction of +3dB(A) has been added according to acoustical principles and EPD guidelines. The daytime noise monitoring results are summarized in **Table 4-1**. The graphical plots of construction noise monitoring result are shown in [Appendix E](#).

4.2.2 No adverse impact due to weather condition on the monitoring result was observed in reporting quarter. A summary of meteorological information for the Reporting Period is shown in [Appendix F](#).

**Table 4-1 Summary of Construction Noise Monitoring Results**

| Monitoring Location | Leq, 30min (dB(A)) |           |
|---------------------|--------------------|-----------|
|                     | Min                | Max       |
| N1                  | 54.6               | 65.0      |
| <b>Record Date</b>  | 11-Feb-21          | 18-Dec-20 |
| N2                  | 45.9               | 58.9      |
| <b>Record Date</b>  | 17-Feb-21          | 23-Dec-20 |
| N3a                 | 50.7               | 75.0      |
| <b>Record Date</b>  | 17-Feb-21          | 24-Feb-21 |
| N4                  | 61.6               | 71.5      |
| <b>Record Date</b>  | 26-Jan-21          | 24-Feb-21 |

4.2.3 Summary of A/L Level exceedance of construction noise and statistical analysis of compliance for construction noise monitoring results are summarized in **Table 4-2**

**Table 4-2 Summaries of Action/Limit Level Exceedance of Construction Noise**

| Station | Limit Level | Action Level | Received Date |
|---------|-------------|--------------|---------------|
| N1      | 0           | 0            | NA            |
| N2      | 0           |              |               |
| N3a     | 0           |              |               |
| N4      | 0           |              |               |

4.2.4 As shown in **Table 4-2**, the noise level measured at the designated monitoring locations were below 75dB(A). No adverse weather condition which may affect the monitoring result was encountered during the course of noise monitoring in the reporting period. Furthermore, no documented complaint is received, indicating no exceedance of Action Level.



## 5. WASTE MANAGEMENT

### 5.1 GENERAL WASTE MANAGEMENT

5.1.1 Waste management was carried out by an on-site Environmental Officer or an Environmental Supervisor from time to time.

### 5.2 RECORDS OF WASTE QUANTITIES

5.2.1 All types of waste arising from the construction work are classified into the following:

- Construction & Demolition (C&D) Material;
- Chemical Waste;
- General Refuse; and
- Excavated Soil.

5.2.2 The quantities of waste for disposal in this Reporting Period are summarized in *Tables 5-1* and *5-2*.

**Table 5-1 Summary of Quantities of Inert C&D Materials**

| Type of Waste  | Quantity |          |          | Disposal Location       |
|--|----------|----------|----------|-------------------------|
|  | Dec 2020 | Jan 2021 | Feb 2021 |                         |
| Total C&D Materials (Inert) ('000m <sup>3</sup> )      | 1.144    | 0.084    | 0.014    | TM38 and other projects |
| Reused in this Contract (Inert) ('000m <sup>3</sup> )  | 0        | 0        | 0        | -                       |
| Reused in other Projects (Inert) ('000m <sup>3</sup> ) | 0.783    | 0        | 0        | -                       |
| Disposal as Public Fill (Inert) ('000m <sup>3</sup> )  | 0.196    | 0.016    | 0.014    | TM38                    |

**Table 5-2 Summary of Quantities of C&D Wastes**

| Type of Waste                               | Quantity |          |          | Disposal Location                      |
|---|----------|----------|----------|--|
|   | Dec 2020 | Jan 2021 | Feb 2021 |  |
| Recycled Metal ('000kg)                     | 0        | 0        | 20.4     | Collected by metal recycling company   |
| Recycled Paper / Cardboard Packing ('000kg) | 0.006    | 0        | 0.013    | Collected by paper recycling company   |
| Recycled Plastic ('000kg)                   | 0.045    | 0        | 0.651    | Collected by plastic recycling company |
| Chemical Wastes ('000kg)                    | 0        | 0        | 0        | -                                      |
| General Refuses ('000m <sup>3</sup> )       | 0.007    | 0.007    | 0.007    | NENT                                   |

## 6. SITE INSPECTION

### 6.1 REQUIREMENTS

- 6.1.1 According to the approved EM&A Manual, the environmental site inspection shall be formulated by ET Leader. Weekly environmental site inspections should be carried out to confirm the environmental performance.

### 6.2 FINDINGS / DEFICIENCIES DURING THE REPORTING PERIOD

- 6.2.1 In the Reporting Period, **13** events of joint site inspection by the Employer's Representative (ER), ET, IEC and the Contractor were undertaken for the Contract to evaluate the site environmental performance. No non-compliance was identified during the site inspection. The summaries of findings / deficiencies recorded in the site inspection during the Reporting Period are presented in **Table 6-1**.
- 6.2.2 The findings / deficiencies of the Project observed during the weekly site inspection are listed in **Table 6-1**.

**Table 6-1 Summary of Reminders/Observations of Site Inspection in Reporting Period**

| Reporting Period | Date of site inspection            | Nos. of findings / reminders | Follow-Up Status |
|------------------|------------------------------------|------------------------------|------------------|
| December 2020    | 2, 9, 16, 23 and 30 December 2020  | 6                            | Completed        |
| January 2021     | 6, 13, 19 and 27 January 2021      | 3                            | Completed        |
| February 2021    | 3, 10, 17/19* and 24 February 2021 | 4                            | Completed        |

*\*For February 2021, site inspection for the Project to evaluate site environmental performance was carried out by the ET on 3, 10, 19 and 24 February 2021. Joint site inspection was also carried out by the ER, IEC representative and the Contractor on 3, 10, 17 and 24 February 2021.*

## ENVIRONMENTAL COMPLAINT, NOTIFICATIONS OF SUMMONS AND SUCCESSFUL PROSECUTIONS

### 6.3 ENVIRONMENTAL COMPLAINT, SUMMONS AND PROSECUTION

- 6.3.1 In the Reporting Period, no environmental complaint, summons and prosecution under the EM&A Programme was lodged for the project. The statistical summary table of environmental complaint is presented in *Tables 7-1, 7-2 and 7-3*.

**Table 7-1 Statistical Summary of Environmental Complaints**

| Reporting Period     | Environmental Complaint Statistics |            |                  |
|----------------------|------------------------------------|------------|------------------|
|                      | Frequency                          | Cumulative | Complaint Nature |
| 1 – 31 December 2020 | 0                                  | 0          | NA               |
| 1 – 31 January 2021  | 0                                  | 0          | NA               |
| 1 – 28 February 2021 | 0                                  | 0          | NA               |

**Table 7-2 Statistical Summary of Notification of Summons**

| Reporting Period     | Environmental Summons Statistics |            |                |
|----------------------|----------------------------------|------------|----------------|
|                      | Frequency                        | Cumulative | Summons Nature |
| 1 – 31 December 2020 | 0                                | 0          | NA             |
| 1 – 31 January 2021  | 0                                | 0          | NA             |
| 1 – 28 February 2021 | 0                                | 0          | NA             |

**Table 7-3 Statistical Summary of Successful Prosecutions**

| Reporting Period     | Environmental Prosecution Statistics |            |                    |
|----------------------|--------------------------------------|------------|--------------------|
|                      | Frequency                            | Cumulative | Prosecution Nature |
| 1 – 31 December 2020 | 0                                    | 0          | NA                 |
| 1 – 31 January 2021  | 0                                    | 0          | NA                 |
| 1 – 28 February 2021 | 0                                    | 0          | NA                 |

## 7. ENVIRONMENTAL MITIGATION IMPLEMENTATION SCHEDULE

### 7.1 GENERAL REQUIREMENTS

- 7.1.1 The environmental mitigation measures that recommended in the Environmental Mitigation Implementation Schedule (EMIS) in the approved EM&A Manual covered the issues of dust, noise, water and waste and they are summarized presented in [Appendix H](#).
- 7.1.2 AJAJV had been implementing the required environmental mitigation measures according to the Environmental Monitoring and Audit Manual subject to the site condition. Environmental mitigation measures generally implemented by AJAJV in this Reporting Period are summarized in [Table 8-1](#).

**Table 8-1 Environmental Mitigation Measures**

| Issues           | Environmental Mitigation Measures   |
|------------------|---|
| Water Quality    | <ul style="list-style-type: none"> <li>Any wastewater generated should be appropriately treated by treatment facilities;</li> <li>Drainage channels were provided to convey run-off into the treatment facilities; and</li> <li>Drainage systems were regularly and adequately maintained.</li> </ul>   |
| Air Quality      | <ul style="list-style-type: none"> <li>Regular watering to reduce dust emissions from all exposed site surface, particularly during dry weather;</li> <li>Frequent watering for particularly dusty construction areas and areas close to air sensitive receivers;</li> <li>Cover all excavated or stockpile of dusty material by impervious sheeting or sprayed with water to maintain the entire surface wet;</li> <li>Public roads around the site entrance/exit had been kept clean and free from dust; and</li> <li>Tarpaulin covering of any dusty materials on a vehicle leaving the site.</li> </ul>                             |
| Noise            | <ul style="list-style-type: none"> <li>Good site practices to limit noise emissions at the sources;</li> <li>Use of quiet plant and working methods;</li> <li>Use of site hoarding or other mass materials as noise barrier to screen noise at ground level of NSRs;</li> <li>Use of shrouds/temporary noise barriers to screen noise from relatively static PMEs;</li> <li>Alternative use of plant items within one worksite, where practicable.</li> </ul>   |
| Waste Management | <ul style="list-style-type: none"> <li>Any excavated material should be reused on site as far as possible to minimize off-site disposal. Scrap metals or abandoned equipment should be recycled if possible;</li> <li>Waste arising should be kept to a minimum and be handled, transported and disposed of in a suitable manner;</li> <li>Trip ticket system for the disposal of C&amp;D materials to any designed public filling facility and/or landfill was implemented; and</li> <li>Chemical waste shall be handled in accordance with the Code of Practice on the Packaging, Handling and Storage of Chemical Wastes.</li> </ul> |
| General          | <ul style="list-style-type: none"> <li>The site was generally kept tidy and clean.</li> </ul>   |

## **8. CONCLUSIONS AND RECOMMENDATIONS**

### **8.1 CONCLUSIONS**

- 8.1.1 This is the **5<sup>th</sup>** Quarterly Environmental Monitoring and Audit (EM&A) Summary Report for the Service Contract to summarized monitoring results and inspection findings during the period from **1 December to 28 February 2020** (the Reporting Period).
- 8.1.2 In the Reporting Period, no daytime construction noise monitoring results that triggered the Limit Level was recorded and no noise complaint (which is an Action Level exceedance) was received by the ER, EPD and the Contractors.
- 8.1.3 During the Reporting Period, weekly joint site inspections were undertaken to evaluate the site environmental performance. No non-compliances were observed during the weekly site inspection and environmental audit of the Reporting Period. Minor deficiencies found in the weekly site inspection were in general rectified within the specified deadlines. The environmental performance of the Project was therefore considered satisfactory.
- 8.1.4 No documented complaint, notification of summons or successful prosecution was received under the Project.

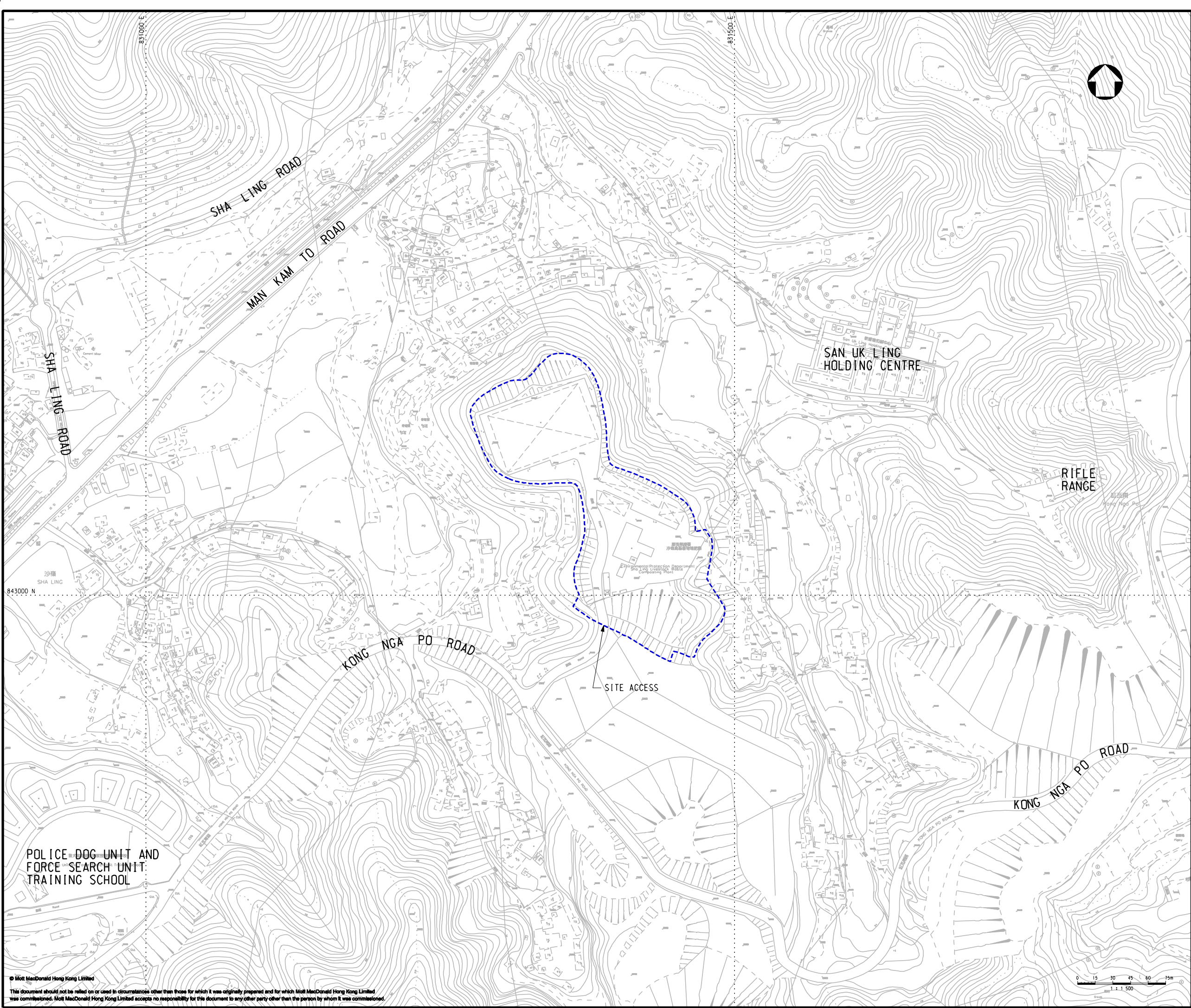
### **8.2 RECOMMENDATIONS**

- 8.2.1 Construction noise should be a key environmental impact during the works. The noise mitigation measures such as use of quiet plants or temporary noise barrier installation at the construction noise predominated area should be implemented in accordance with the EM&A requirement.
- 8.2.2 In addition, all effluent discharge shall be ensured to fulfill the discharge licence stipulation.
- 8.2.3 All the trees proposed to be retained in-situ should be properly preserved and protected during the construction works. Tree Preservation and Protection Works for these retained trees shall follow Section 3 and 26 of CEDD's General Specification for Engineering Works and Section 26 of Contract Specification Part B.
- 8.2.4 Trees to be felled shall be in accordance with the Tree Preservation and Removal Proposal (TPRP) to be approved by relevant approval authority. The tree removal work shall only commence after such approval has been granted.
- 8.2.5 Contract Specification Part B Section 1.78 "Waste Management" and DEVB's "Guidelines on Yard Waste Reduction and Treatment" should be referred before tree removal and plan the necessary arrangement.

## **Appendix A**


### **Layout plan of the Project**





Notes

Key to symbols

 PROPOSED SITE AREA

Reference drawings

| Rev | Date   | Drawn | Description      | Ch'k'd | App'd |
|-----|--------|-------|------------------|--------|-------|
| P2  | JUN 13 | MING  | GENERAL REVISION | MR     | AFK   |
| P1  | DEC 12 | MING  | FIRST ISSUE      | MR     | AFK   |

 **Mott MacDonald**

20/F Two Landmark East  
100 How Ming Street  
Kowloon  
Hong Kong  
T +852 2828 5757  
F +852 2827 1823  
W www.mottmac.com.hk

Client

 **Environmental Protection Department**  
The Government of the Hong Kong  
Special Administrative Region

Project

**AGREEMENT NO. CE34/2011(EP)  
DEVELOPMENT OF ORGANIC WASTE  
TREATMENT FACILITIES PHASE 2 -  
FEASIBILITY STUDY**

Title

**LOCATION OF THE PROJECT**

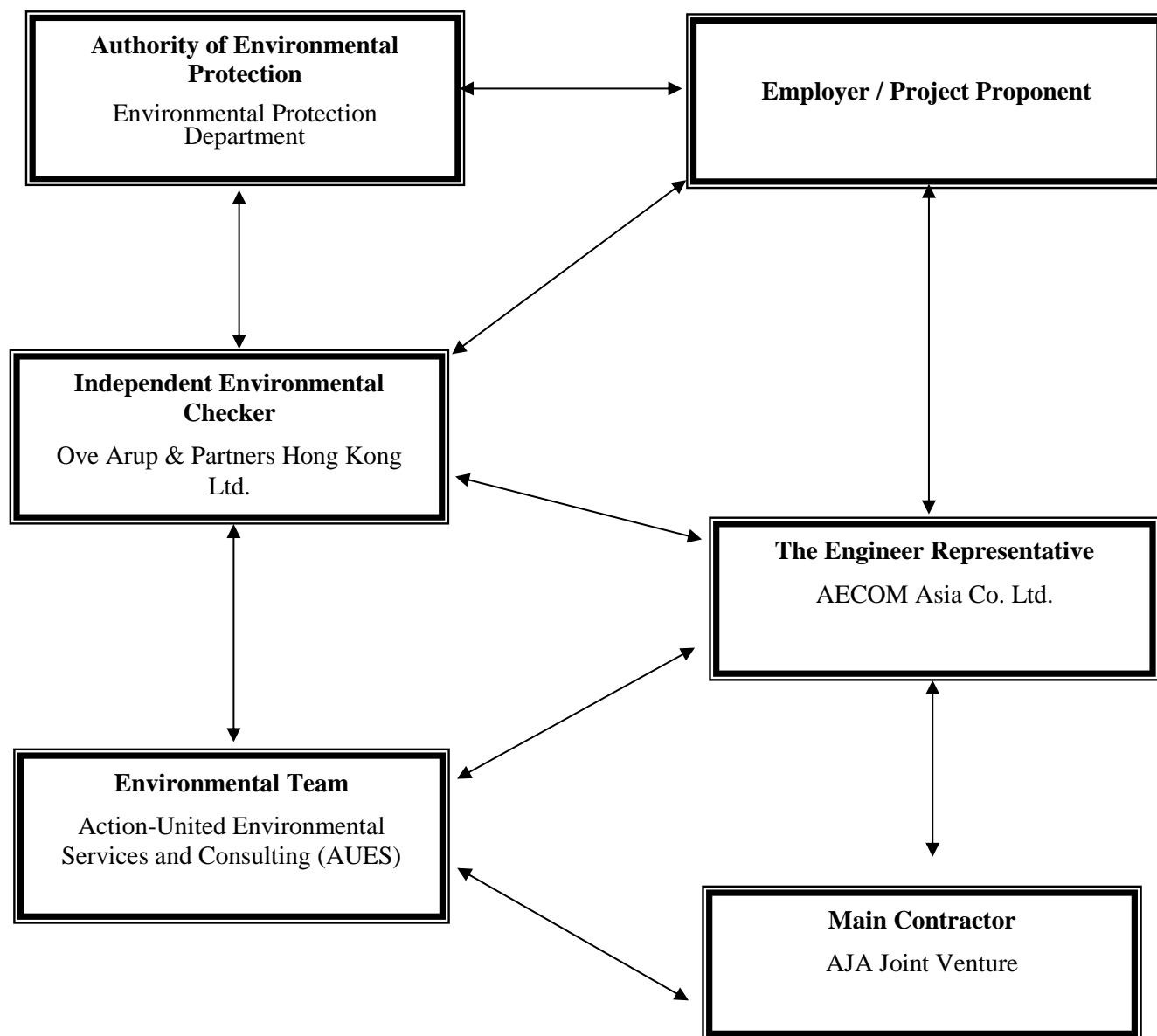
|                |            |              |     |
|----------------|------------|--------------|-----|
| Designed       | HY         | Eng check    | AT  |
| Drawn          | MING       | Coordination | AT  |
| Dwg check      | HY         | Approved     | AFK |
| Scale at A1    | Status     |              | Rev |
| 1:1500         | PRE        |              | P2  |
| Drawing Number | FIGURE 1.1 |              |     |

## **Appendix B**

### **Organization Chart**



Project Organization Chart



**Contact Details of Key Personnel for the Project**

| Organization | Project Role                                | Name of Key Staff | Tel No.   | Fax No.   |
|--------------|---|-------------------|-----------|-----------|
| EPD          | Project Proponent                           | Sunny Chiu        | 3151 7209 | 3528 0492 |
| AECOM        | Resident Engineer                           | Terrence Lam      | 5579 5239 | 3010 8507 |
| AECOM        | Resident Engineer                           | TY Lou            | 5620 4008 | 3010 8507 |
| ARUP         | Independent Environmental Checker           | Martin Yu         | 2268 3206 | 2268 3380 |
| ARUP         | Engineer (Safety, Environment and Planning) | Kitty Lee WK      | 2908 4604 | 2268 3955 |
| AJAJV        | Project Manager                             | Victor Wu         | 2862 5013 | 2862 5013 |
| AJAJV        | Construction Manager                        | Johnny Leung      | 9494 0581 | 9494 0581 |
| AJAJV        | Project Environmental Manager               | Gabriel Wong      | 6114 9590 | 6114 9590 |
| AUES         | Environmental Team Leader                   | T. W. Tam         | 2959 6059 | 2959 6079 |
| AUES         | Environmental Consultant                    | Nicola Hon        | 2959 6059 | 2959 6079 |
| AUES         | Environmental Consultant                    | Ben Tam           | 2959 6059 | 2959 6079 |
| AUES         | Environmental Consultant                    | Martin Li         | 2959 6059 | 2959 6079 |
| EPD          | Project Proponent                           | Sunny Chiu        | 3151 7209 | 3528 0492 |

**Legend:**

*EPD (Employer) – Environmental Protection Department*

*AECOM (Project Consultant) – AECOM Asia Co. Ltd.*

*AJAJV (Main Contractor) – AJA Joint Venture*

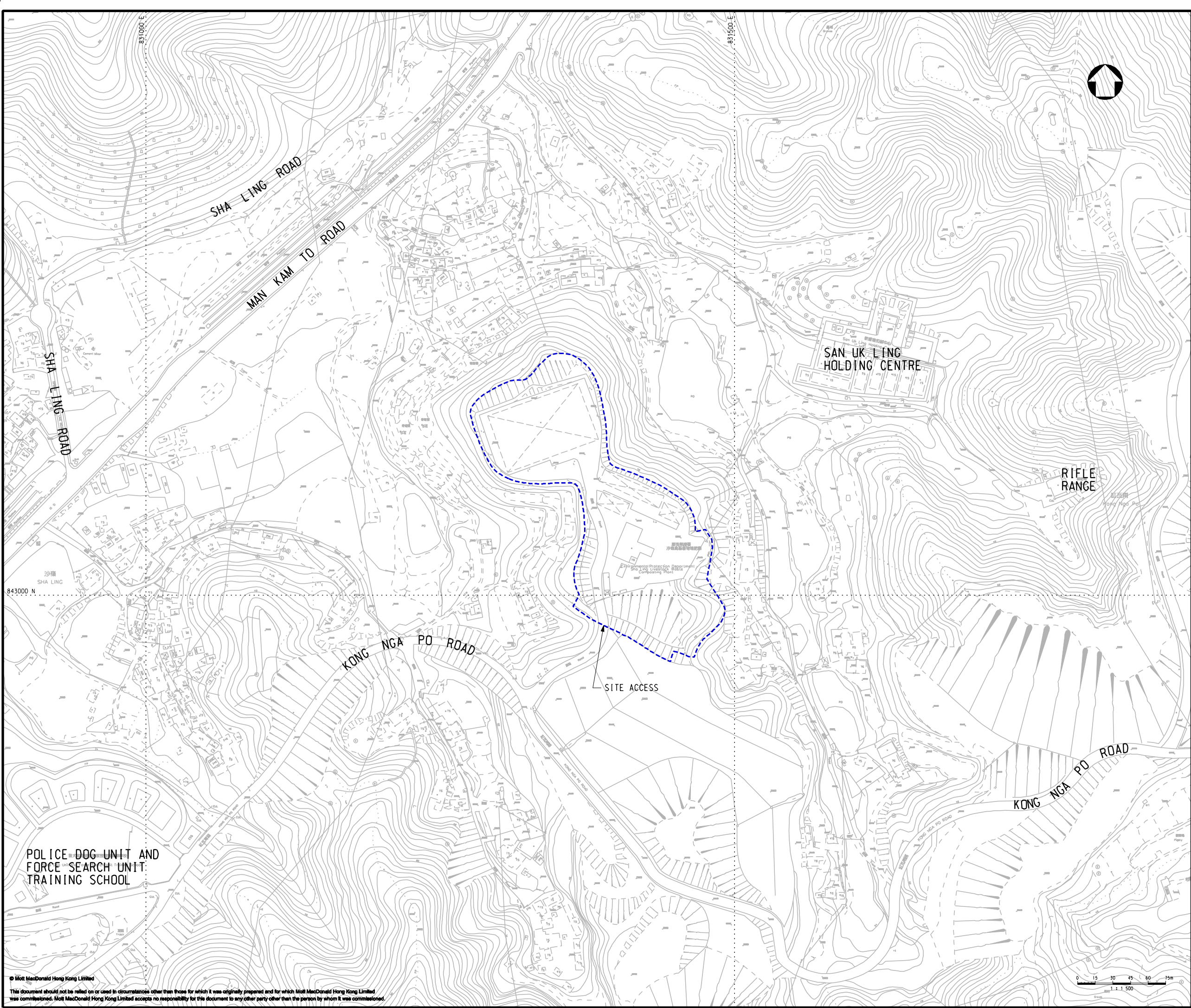
*ARUP (IEC) – Ove Arup & Partners Hong Kong Ltd.*

*AUES (ET) – Action-United Environmental Services & Consulting*

## **Appendix C**


### **Monitoring Locations for Impact Monitoring**





Notes

Key to symbols

 PROPOSED SITE AREA

Reference drawings

| Rev | Date   | Drawn | Description      | Ch'k'd | App'd |
|-----|--------|-------|------------------|--------|-------|
| P2  | JUN 13 | MING  | GENERAL REVISION | MR     | AFK   |
| P1  | DEC 12 | MING  | FIRST ISSUE      | MR     | AFK   |

 **Mott MacDonald**

20/F Two Landmark East  
100 How Ming Street  
Kowloon  
Hong Kong  
T +852 2828 5757  
F +852 2827 1823  
W www.mottmac.com.hk

Client

 **Environmental Protection Department**  
The Government of the Hong Kong  
Special Administrative Region

Project

**AGREEMENT NO. CE34/2011(EP)  
DEVELOPMENT OF ORGANIC WASTE  
TREATMENT FACILITIES PHASE 2 -  
FEASIBILITY STUDY**

Title

**LOCATION OF THE PROJECT**


|                |            |              |     |
|----------------|------------|--------------|-----|
| Designed       | HY         | Eng check    | AT  |
| Drawn          | MING       | Coordination | AT  |
| Dwg check      | HY         | Approved     | AFK |
| Scale at A1    | Status     |              | Rev |
| 1:1500         | PRE        |              | P2  |
| Drawing Number | FIGURE 1.1 |              |     |

## **Appendix D**

### **3-Month Rolling Construction Programme**



| Activity ID  | Activity Name   | Original Duration | Planned Start | Planned Finish | 2020 |     |     |
|--|---|-------------------|---------------|----------------|------|-----|-----|
|  |   |                   |               |                | Oct  | Nov | Dec |
| Contract No. EP/SP/86/15 - ORGANIC RESOURCE RECOVERY CENTRE, PHASE 2 |   |                   |               |                |      |     |     |
| GRANULATION BUILDING   |   |                   |               |                |      |     |     |
| BACKFILLING AND COMPACTION   |   |                   |               |                |      |     |     |
| STP_GB_PW0020  | SRT   | 4                 | 07-Oct-20     | 10-Oct-20      |      |     |     |
| STP_GB_PW0030  | Blinding layer of trench                                | 1                 | 11-Oct-20     | 11-Oct-20      |      |     |     |
| RC - SUBSTRUCTURE  |   |                   |               |                |      |     |     |
| STP_GB_GS0010  | Design DDS C3.3 Approval                                | 18                | 22-Sep-20     | 09-Oct-20      |      |     |     |
| STP_GB_GS0020  | Formwork Design Approval - Footing                      | 44                | 27-Aug-20     | 09-Oct-20      |      |     |     |
| STP_GB_GS0030  | Method Statement Approval                               | 8                 | 08-Oct-20     | 15-Oct-20      |      |     |     |
| STP_GB_GS0040  | Method Statement Approval - Installation of Tower Crane | 15                | 08-Oct-20     | 22-Oct-20      |      |     |     |
| STP_GB_GS0050  | Method Statement Approval - Hydrophilic Strip           | 15                | 05-Oct-20     | 19-Oct-20      |      |     |     |
| STP_GB_GS0060  | Method Statement Approval - Water-Swelling Sealant      | 15                | 05-Oct-20     | 19-Oct-20      |      |     |     |
| STP_GB_GS0070  | Method Statement Approval - Concrete Mix 50/20D         | 15                | 09-Oct-20     | 23-Oct-20      |      |     |     |
| STP_GB_GS0080  | Method Statement Approval - PE Liner                    | 58                | 27-Aug-20     | 23-Oct-20      |      |     |     |
| BAY 1 FOOTING  |   |                   |               |                |      |     |     |
| STP_GB_SB0030  | Rebar Fixing  | 5                 | 10-Oct-20     | 14-Oct-20      |      |     |     |
| STP_GB_SB0040  | Closed Formwork & C. J.                                 | 7                 | 15-Oct-20     | 21-Oct-20      |      |     |     |
| STP_GB_SB0050  | Concreting  | 1                 | 22-Oct-20     | 22-Oct-20      |      |     |     |
| STP_GB_SB0060  | Stripping Formwork                                      | 2                 | 23-Oct-20     | 24-Oct-20      |      |     |     |
| BAY 2 FOOTING  |   |                   |               |                |      |     |     |
| STP_GB_SB0080  | Side Formwork   | 5                 | 12-Oct-20     | 16-Oct-20      |      |     |     |
| STP_GB_SB0090  | Rebar Fixing  | 5                 | 13-Oct-20     | 17-Oct-20      |      |     |     |
| STP_GB_SB0100  | Closed Formwork & C. J.                                 | 6                 | 25-Oct-20     | 30-Oct-20      |      |     |     |
| STP_GB_SB0110  | Concreting  | 1                 | 31-Oct-20     | 31-Oct-20      |      |     |     |
| STP_GB_SB0120  | Stripping Formwork                                      | 2                 | 01-Nov-20     | 02-Nov-20      |      |     |     |
| BAY 3 FOOTING  |   |                   |               |                |      |     |     |
| STP_GB_SB0140  | Side Formwork   | 2                 | 16-Oct-20     | 17-Oct-20      |      |     |     |
| STP_GB_SB0150  | Rebar Fixing  | 5                 | 16-Oct-20     | 20-Oct-20      |      |     |     |
| STP_GB_SB0160  | Closed Formwork & C. J.                                 | 6                 | 03-Nov-20     | 08-Nov-20      |      |     |     |
| STP_GB_SB0170  | Concreting  | 1                 | 09-Nov-20     | 09-Nov-20      |      |     |     |
| STP_GB_SB0180  | Stripping Formwork                                      | 2                 | 10-Nov-20     | 11-Nov-20      |      |     |     |
| BAY 4 FOOTING  |   |                   |               |                |      |     |     |
| STP_GB_SB0200  | Side Formwork   | 2                 | 31-Oct-20     | 01-Nov-20      |      |     |     |
| STP_GB_SB0210  | Rebar Fixing  | 5                 | 31-Oct-20     | 04-Nov-20      |      |     |     |
| STP_GB_SB0215  | Tower Crane Base Frame Installation                     | 2                 | 26-Oct-20     | 27-Oct-20      |      |     |     |
| STP_GB_SB0220  | Closed Formwork & C. J.                                 | 5                 | 07-Nov-20     | 11-Nov-20      |      |     |     |
| STP_GB_SB0230  | Concreting  | 1                 | 12-Nov-20     | 12-Nov-20      |      |     |     |
| STP_GB_SB0240  | Stripping Formwork                                      | 2                 | 13-Nov-20     | 14-Nov-20      |      |     |     |
| STP_GB_SB0245  | Tower Crane Installation                                | 3                 | 26-Nov-20     | 28-Nov-20      |      |     |     |
| BAY 5 FOOTING  |   |                   |               |                |      |     |     |
| STP_GB_SB0260  | Side Formwork   | 2                 | 18-Oct-20     | 19-Oct-20      |      |     |     |
| STP_GB_SB0270  | Rebar Fixing  | 5                 | 21-Oct-20     | 25-Oct-20      |      |     |     |
| STP_GB_SB0280  | Closed Formwork & C. J.                                 | 6                 | 29-Oct-20     | 03-Nov-20      |      |     |     |
| STP_GB_SB0290  | Concreting  | 1                 | 04-Nov-20     | 04-Nov-20      |      |     |     |
| STP_GB_SB0300  | Stripping Formwork                                      | 2                 | 05-Nov-20     | 06-Nov-20      |      |     |     |
| BAY 6 FOOTING  |   |                   |               |                |      |     |     |
| STP_GB_SB0460  | Side Formwork   | 3                 | 15-Oct-20     | 17-Oct-20      |      |     |     |
| STP_GB_SB0470  | Rebar Fixing  | 6                 | 15-Oct-20     | 20-Oct-20      |      |     |     |
| STP_GB_SB0480  | Closed Formwork & C. J.                                 | 5                 | 21-Oct-20     | 25-Oct-20      |      |     |     |
| STP_GB_SB0490  | Concreting  | 1                 | 26-Oct-20     | 26-Oct-20      |      |     |     |
| STP_GB_SB0500  | Stripping Formwork                                      | 2                 | 27-Oct-20     | 28-Oct-20      |      |     |     |
| BAY 1 WALL (+31.05 to +38.575)                                       |   |                   |               |                |      |     |     |
| STP_GB_SB0310  | Set Up Scaffold (Column and Wall up to +38.075mPD)      | 5                 | 25-Oct-20     | 29-Oct-20      |      |     |     |
| STP_GB_SB0330  | Side Formwork   | 5                 | 30-Oct-20     | 03-Nov-20      |      |     |     |
| STP_GB_SB0340  | Rebar Fixing  | 8                 | 04-Nov-20     | 11-Nov-20      |      |     |     |
| STP_GB_SB0345  | Install Cast-in Items                                   | 3                 | 07-Nov-20     | 09-Nov-20      |      |     |     |
| STP_GB_SB0350  | Closed Formwork & C.J                                   | 6                 | 10-Nov-20     | 15-Nov-20      |      |     |     |
| STP_GB_SB0360  | Concreting  | 1                 | 16-Nov-20     | 16-Nov-20      |      |     |     |
| STP_GB_SB0370  | Stripping Formwork                                      | 4                 | 17-Nov-20     | 20-Nov-20      |      |     |     |
| BAY 2 WALL (+31.05 to +38.575)                                       |   |                   |               |                |      |     |     |
| STP_GB_SB0380  | Set Up Scaffold (Column and Wall up to +38.075mPD)      | 5                 | 01-Nov-20     | 05-Nov-20      |      |     |     |
| STP_GB_SB0400  | Side Formwork   | 5                 | 01-Nov-20     | 05-Nov-20      |      |     |     |



File Name: OCCR-STP-002

Layout: ORRC2\_STP (3M)

TASK filters: 3 Months Lookahead\_1, All Activities..

Date Printed: 06-Oct-20

Remaining Work

Remaining Work (Critical)

Actual Work

Start Milestone


Finish Milestone

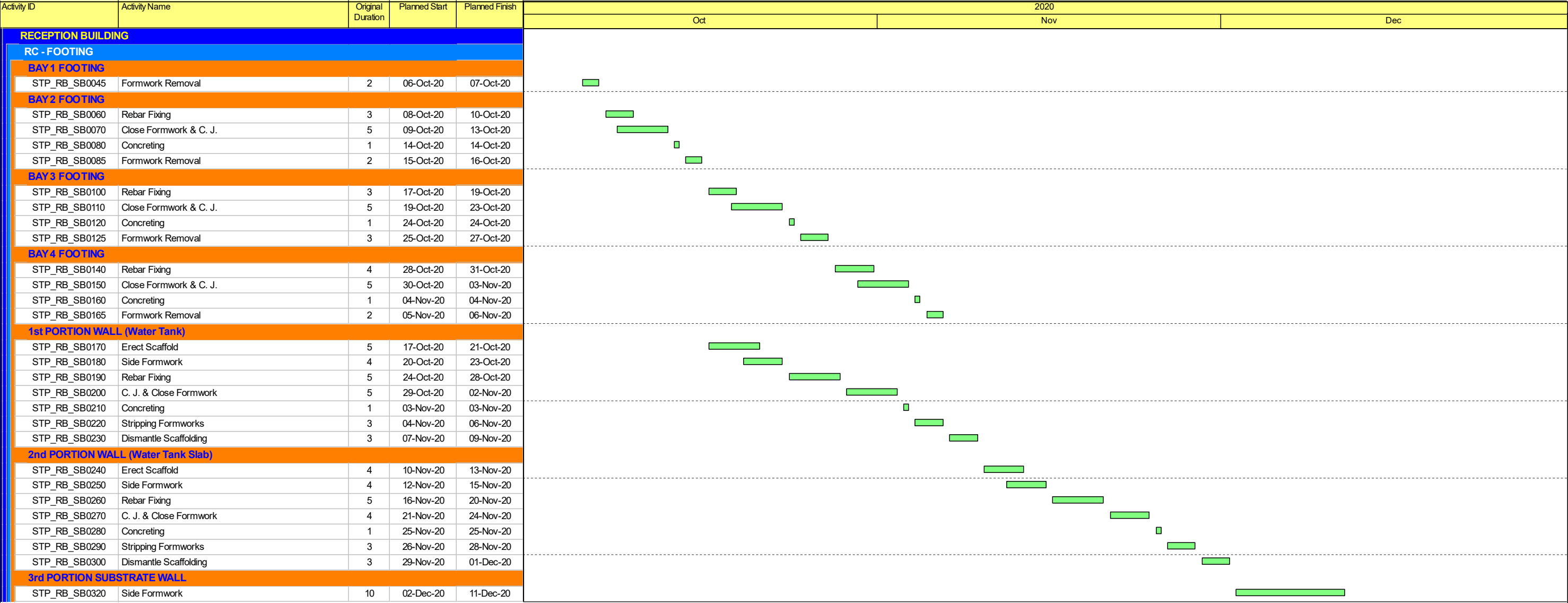
Contract No. EP/SP/86/15

Organic Waste Treatment Facilities, Phase 2

3-Months Rolling Programme

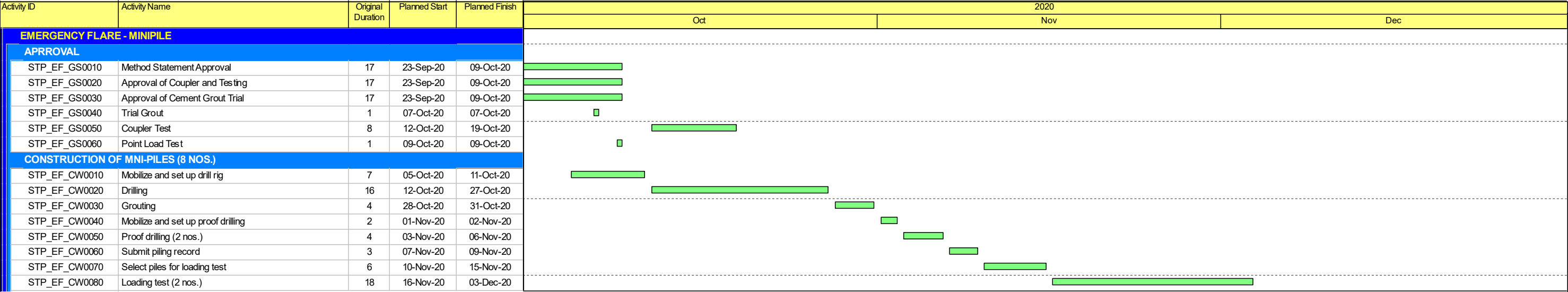
| Date      | Revision | Checked | Approved |
|-----------|----------|---------|----------|
| 25-Sep-20 |          |         |          |
|           |          |         |          |
|           |          |         |          |
|           |          |         |          |

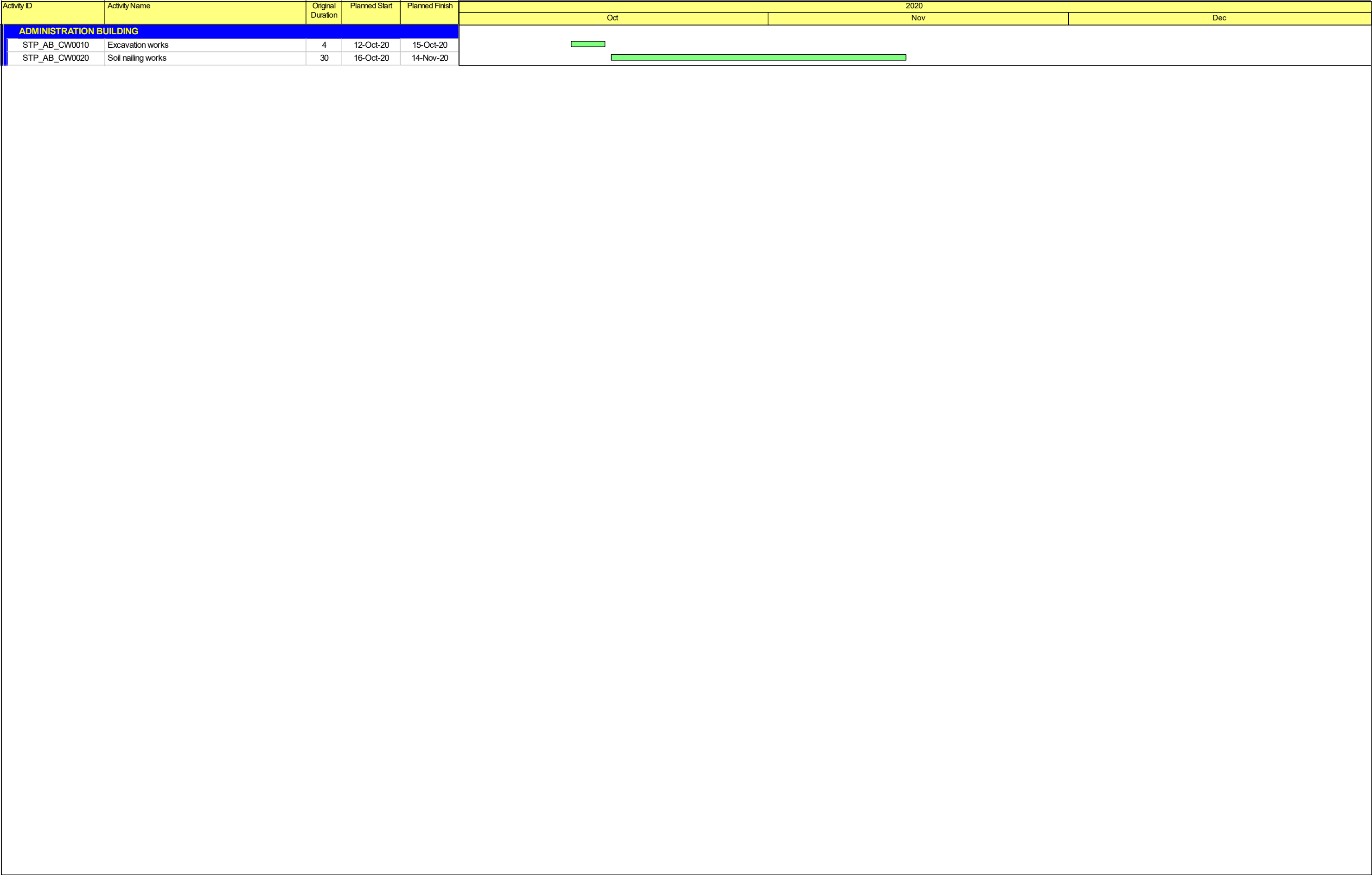




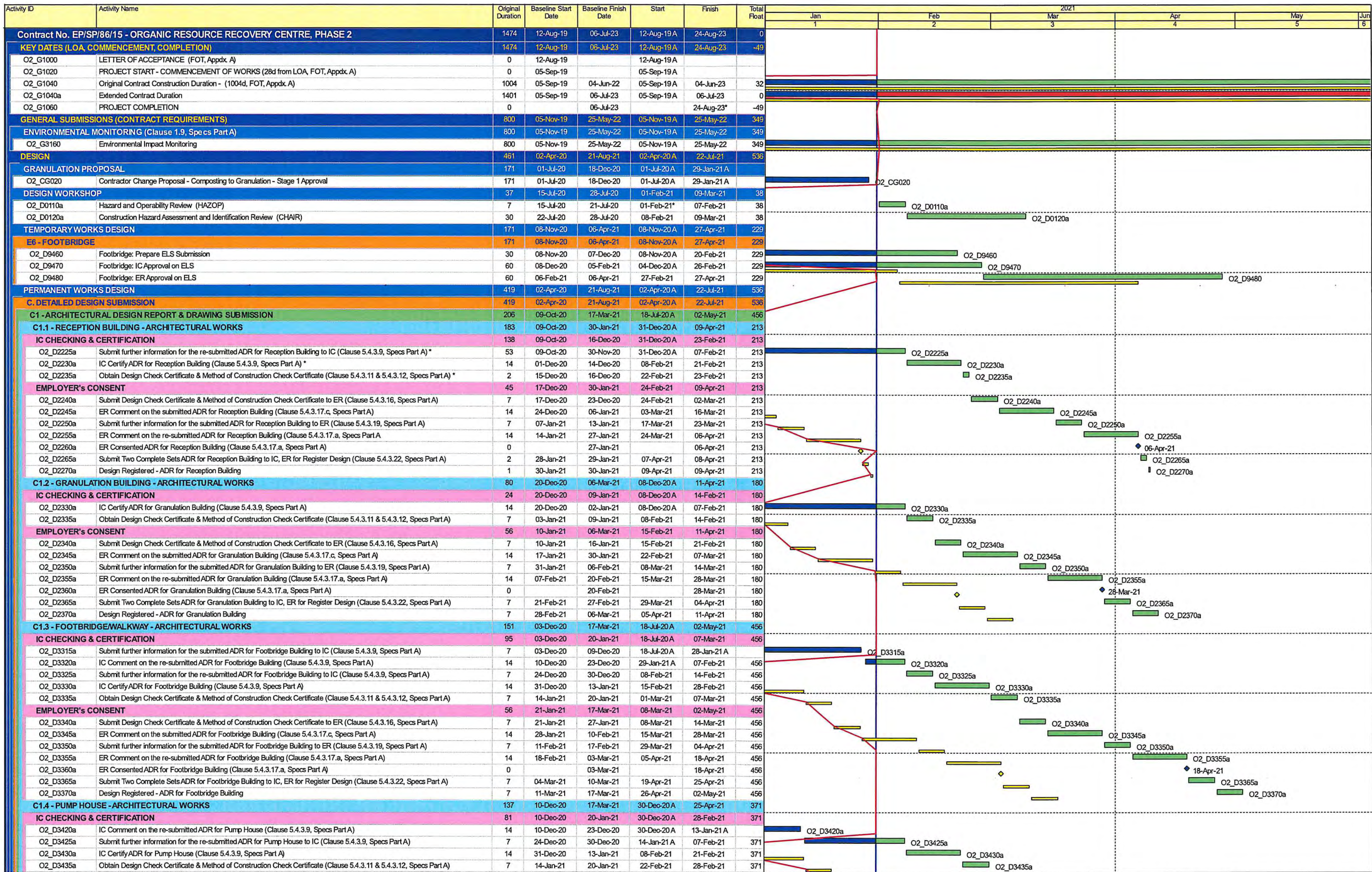


| Activity ID              | Activity Name                                      | Original Duration | Planned Start | Planned Finish | 2020 |     |     |
|--------------------------|--|-------------------|---------------|----------------|------|-----|-----|
|                          |  |                   |               |                | Oct  | Nov | Dec |
| AD TANK AREA             |  |                   |               |                |      |     |     |
| RC - FOOTING BAY 6       |  |                   |               |                |      |     |     |
| STP_AD_CW0025            | GEO Approval by Design Team                        | 1                 | 09-Oct-20     | 09-Oct-20      |      |     |     |
| STP_AD_CW0060            | Cast-in Pipe Certification and Testing by E&M Team | 11                | 02-Oct-20     | 12-Oct-20      |      |     |     |
| STP_AD_CW0070            | Installation of Cast-in Pipe                       | 1                 | 13-Oct-20     | 13-Oct-20      |      |     |     |
| STP_AD_CW0080            | Rebar Fixing                                       | 4                 | 14-Oct-20     | 17-Oct-20      |      |     |     |
| STP_AD_CW0090            | Erection of Shutter formwork                       | 4                 | 18-Oct-20     | 21-Oct-20      |      |     |     |
| STP_AD_CW0110            | Concreting   | 1                 | 22-Oct-20     | 22-Oct-20      |      |     |     |
| STP_AD_CW0120            | Formwork Removal and Form CJ                       | 2                 | 23-Oct-20     | 24-Oct-20      |      |     |     |
| RC - FOOTING BAY 7       |  |                   |               |                |      |     |     |
| STP_AD_CW0130            | Formwork Erection                                  | 3                 | 25-Oct-20     | 27-Oct-20      |      |     |     |
| STP_AD_CW0140            | Rebar Fixing                                       | 7                 | 28-Oct-20     | 03-Nov-20      |      |     |     |
| STP_AD_CW0150            | Erection of Shutter formwork                       | 4                 | 04-Nov-20     | 07-Nov-20      |      |     |     |
| STP_AD_CW0160            | Concreting   | 1                 | 08-Nov-20     | 08-Nov-20      |      |     |     |
| STP_AD_CW0170            | Formwork Removal and Form CJ                       | 3                 | 09-Nov-20     | 11-Nov-20      |      |     |     |
| RC - BOUNDARY WALL BAY 3 |  |                   |               |                |      |     |     |
| STP_AD_CW0240            | Formwork Erection                                  | 5                 | 06-Oct-20     | 10-Oct-20      |      |     |     |
| STP_AD_CW0250            | Concreting   | 1                 | 12-Oct-20     | 12-Oct-20      |      |     |     |
| STP_AD_CW0260            | Formwork Removal and Form CJ                       | 6                 | 13-Oct-20     | 18-Oct-20      |      |     |     |
| RC - BOUNDARY WALL BAY 4 |  |                   |               |                |      |     |     |
| STP_AD_CW0270            | Rebar Fixing                                       | 4                 | 24-Oct-20     | 27-Oct-20      |      |     |     |
| STP_AD_CW0280            | Formwork Erection                                  | 5                 | 19-Oct-20     | 23-Oct-20      |      |     |     |
| STP_AD_CW0290            | Scaffolding  | 4                 | 24-Oct-20     | 27-Oct-20      |      |     |     |
| STP_AD_CW0300            | Concreting   | 1                 | 28-Oct-20     | 28-Oct-20      |      |     |     |
| STP_AD_CW0310            | Formwork Removal and Form CJ                       | 6                 | 29-Oct-20     | 03-Nov-20      |      |     |     |
| RC - BOUNDARY WALL BAY 5 |  |                   |               |                |      |     |     |
| STP_AD_CW0320            | Rebar Fixing                                       | 3                 | 10-Nov-20     | 12-Nov-20      |      |     |     |
| STP_AD_CW0330            | Formwork Erection                                  | 6                 | 13-Nov-20     | 18-Nov-20      |      |     |     |
| STP_AD_CW0340            | Scaffolding  | 3                 | 19-Nov-20     | 21-Nov-20      |      |     |     |
| STP_AD_CW0350            | Concreting   | 2                 | 22-Nov-20     | 23-Nov-20      |      |     |     |
| STP_AD_CW0360            | Formwork Removal and Form CJ                       | 6                 | 24-Nov-20     | 29-Nov-20      |      |     |     |
| RC - BOUNDARY WALL BAY 6 |  |                   |               |                |      |     |     |
| STP_AD_CW0370            | Rebar Fixing                                       | 4                 | 10-Nov-20     | 13-Nov-20      |      |     |     |
| STP_AD_CW0380            | Formwork Erection                                  | 6                 | 30-Nov-20     | 05-Dec-20      |      |     |     |





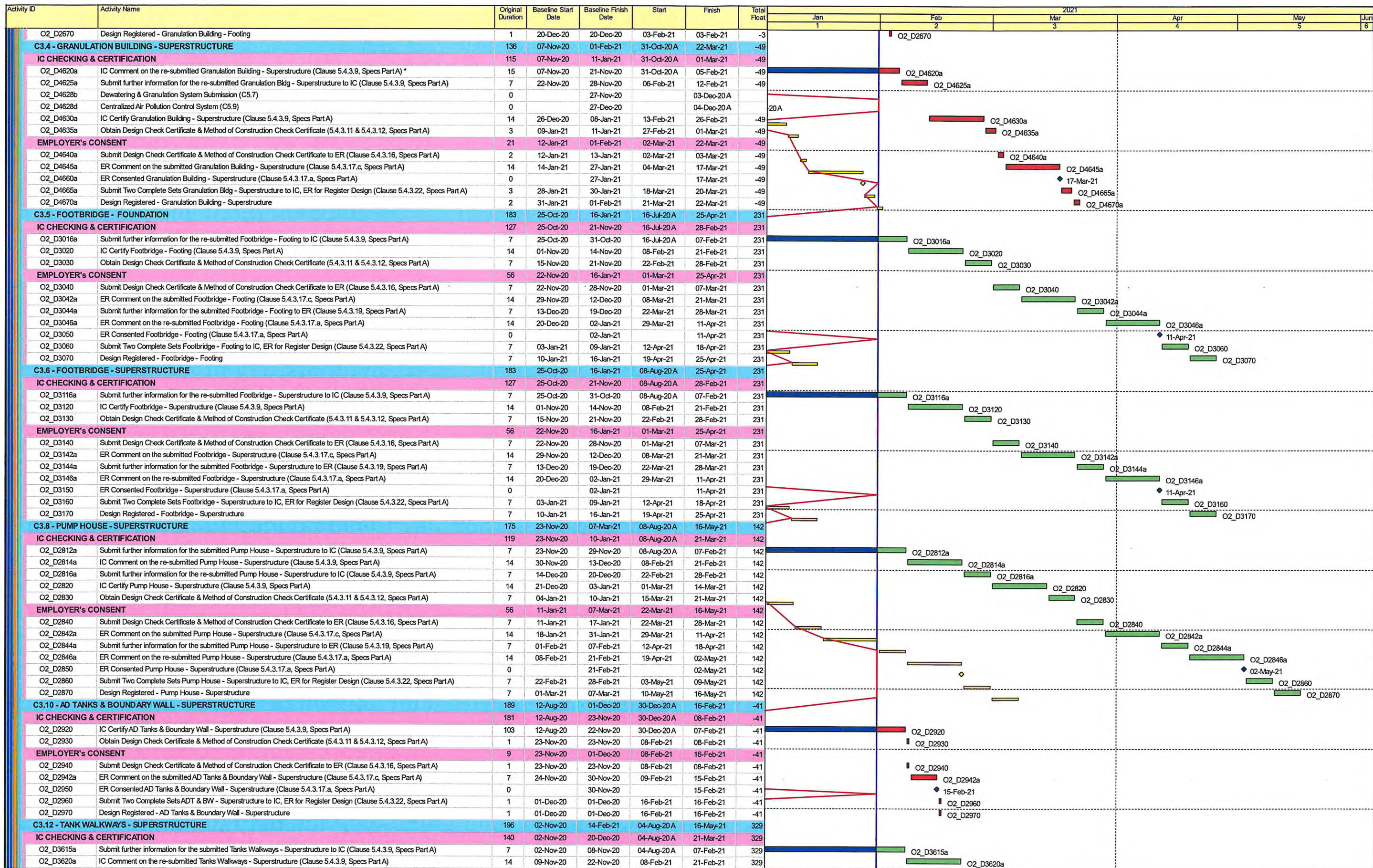




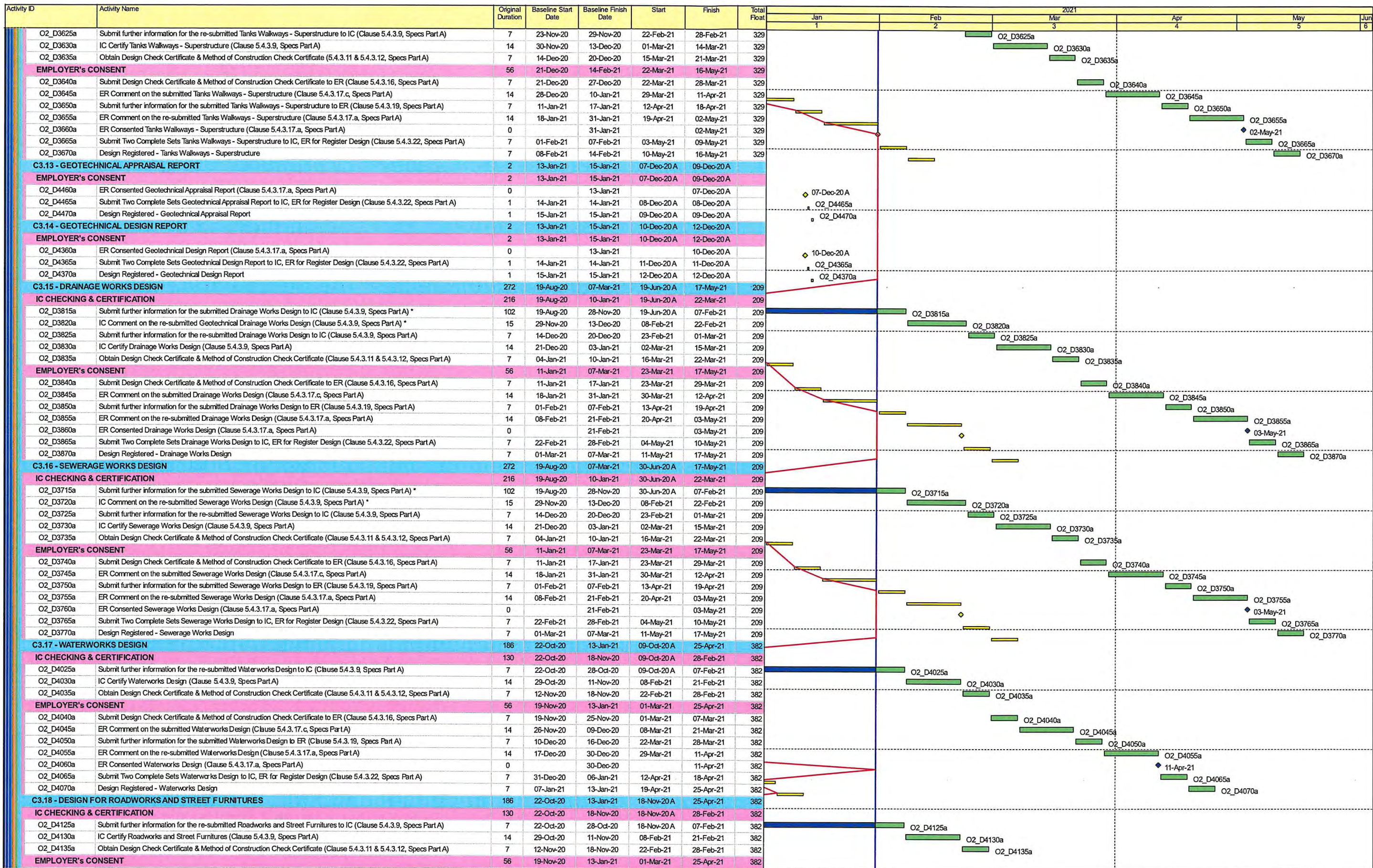




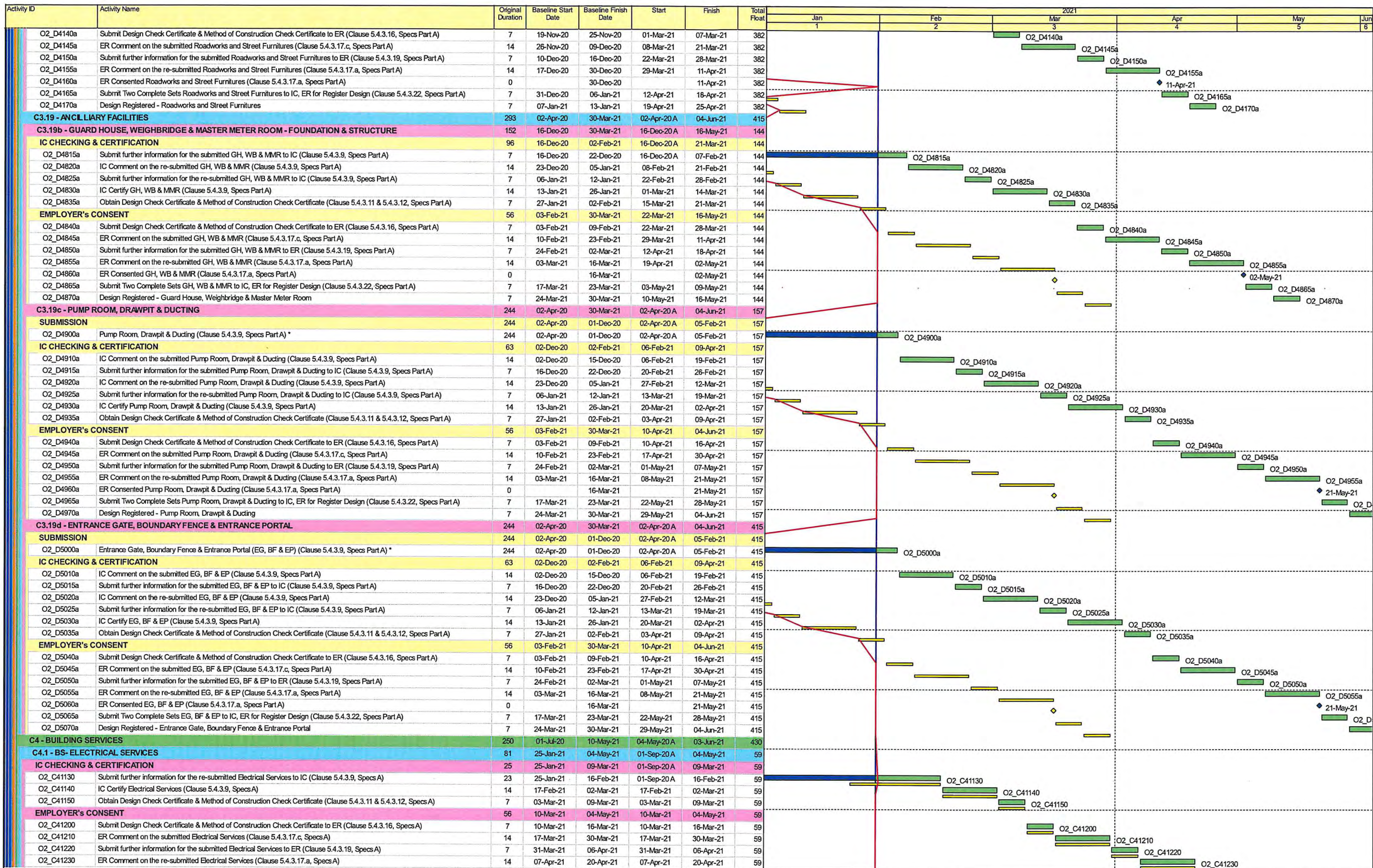




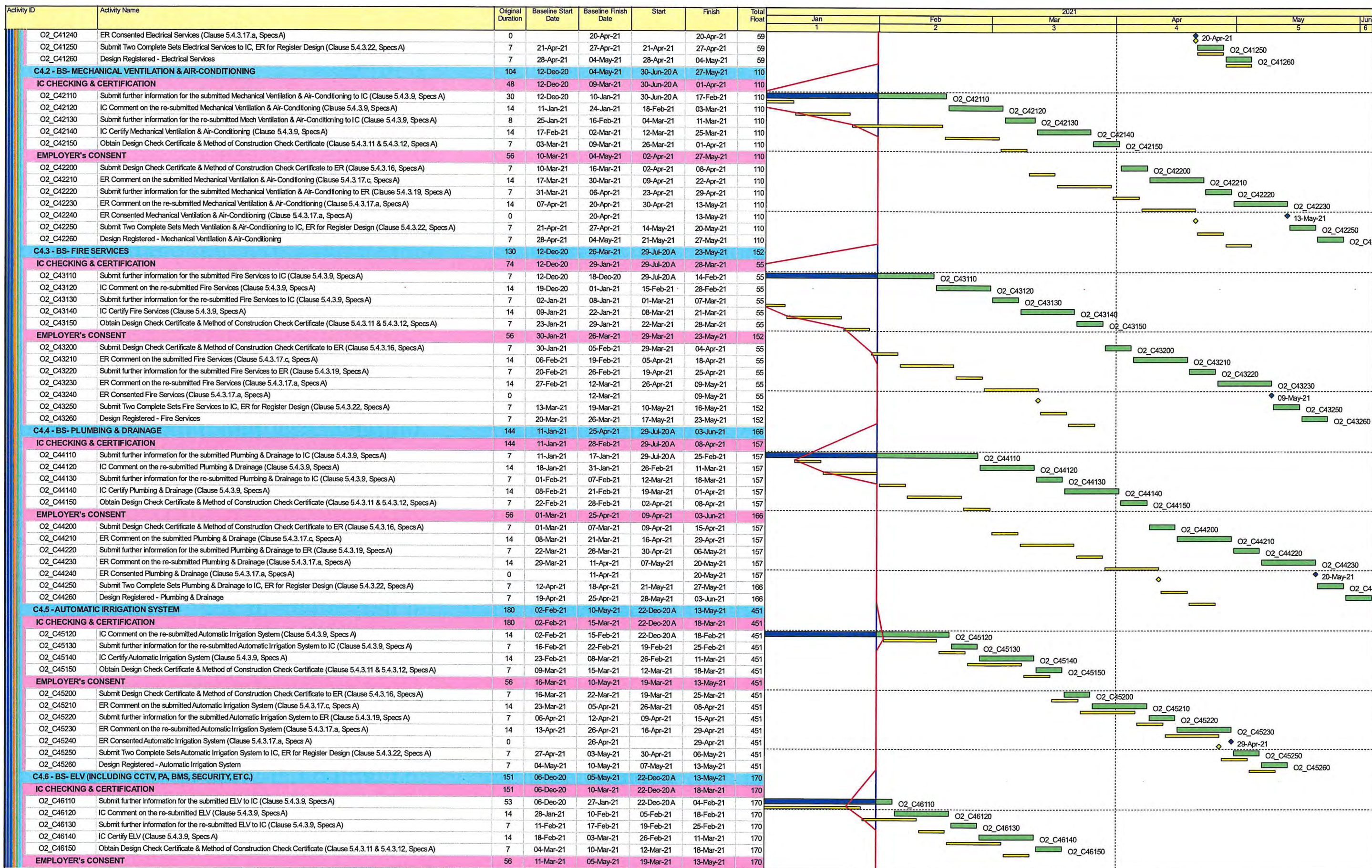









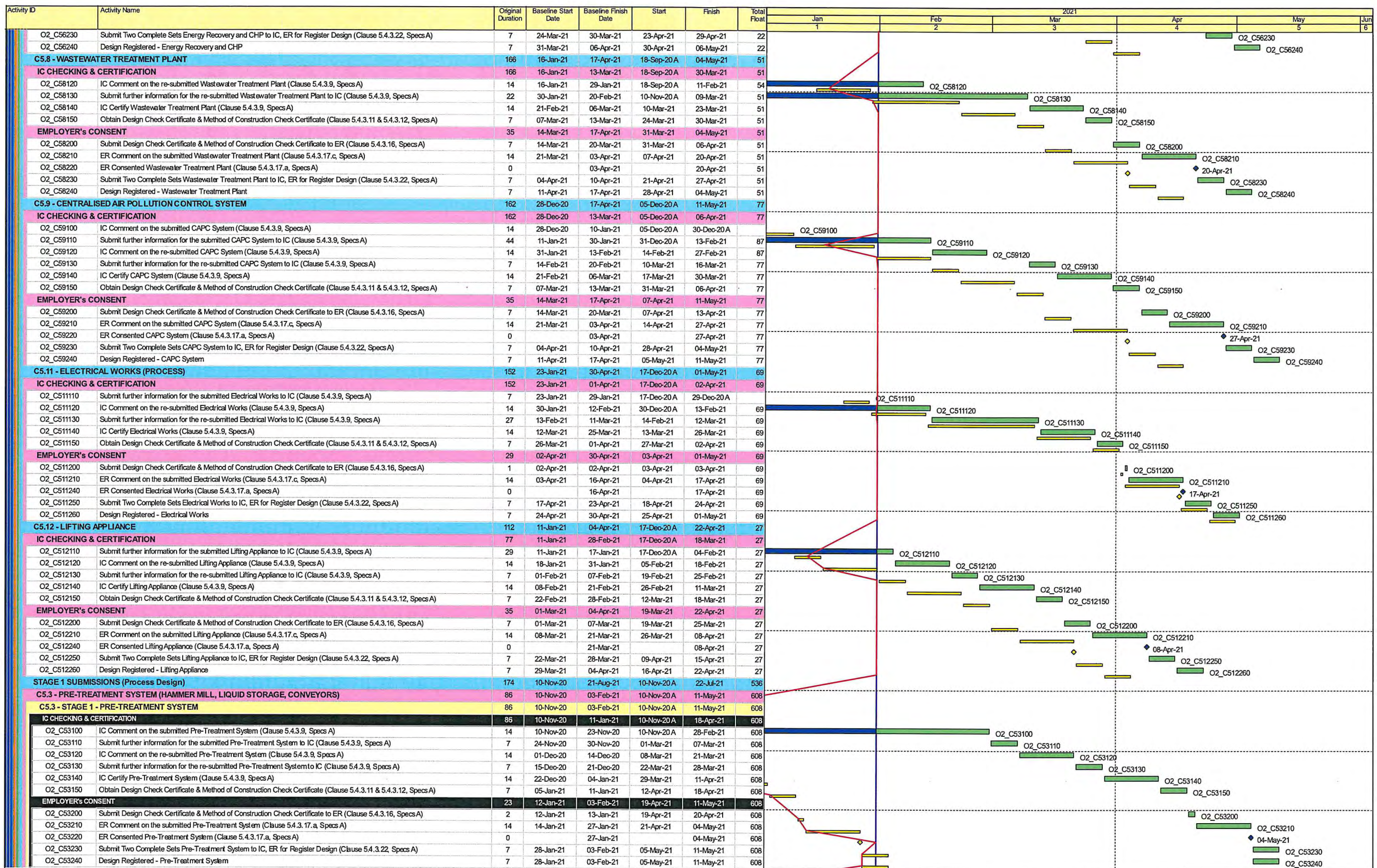




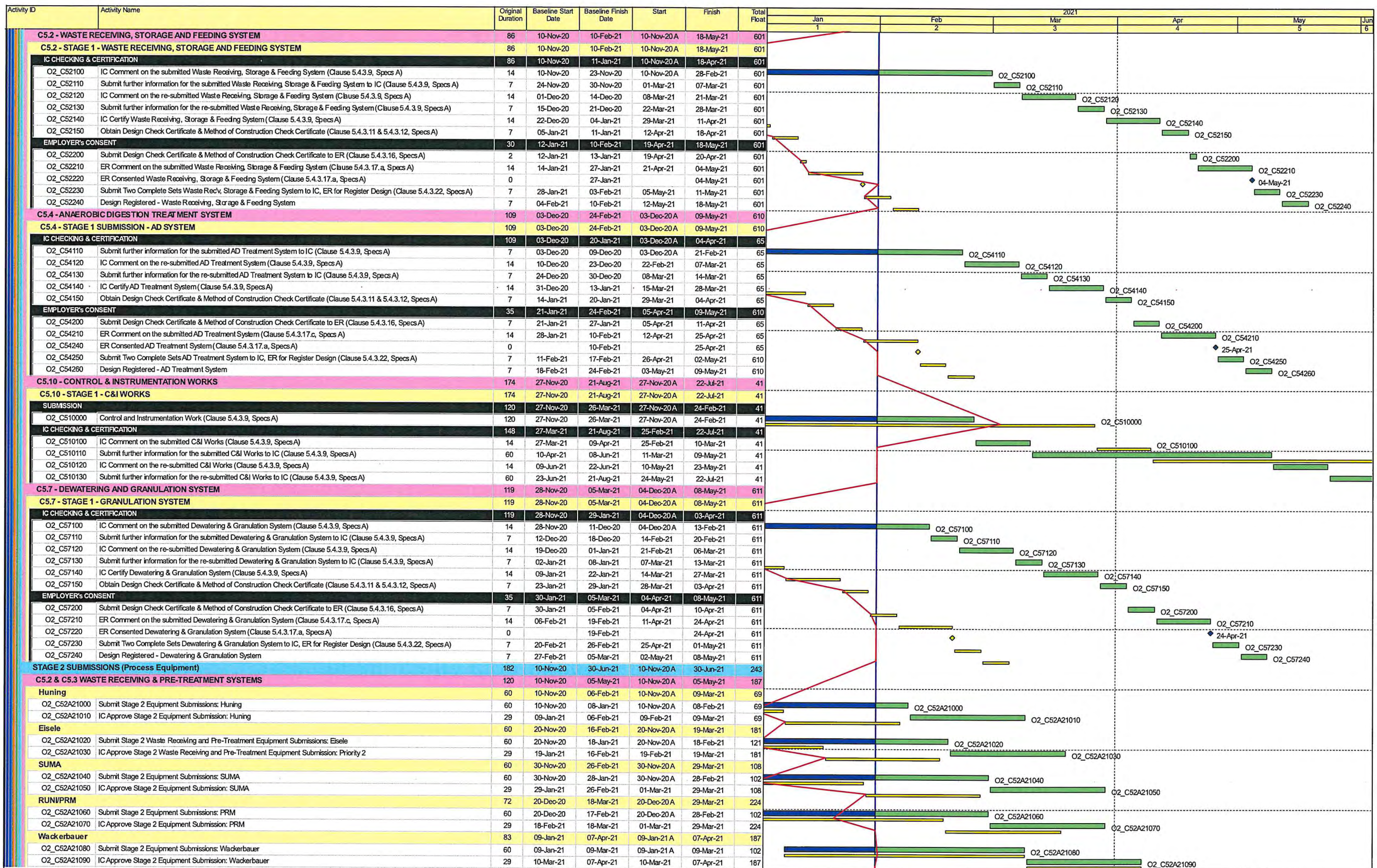



























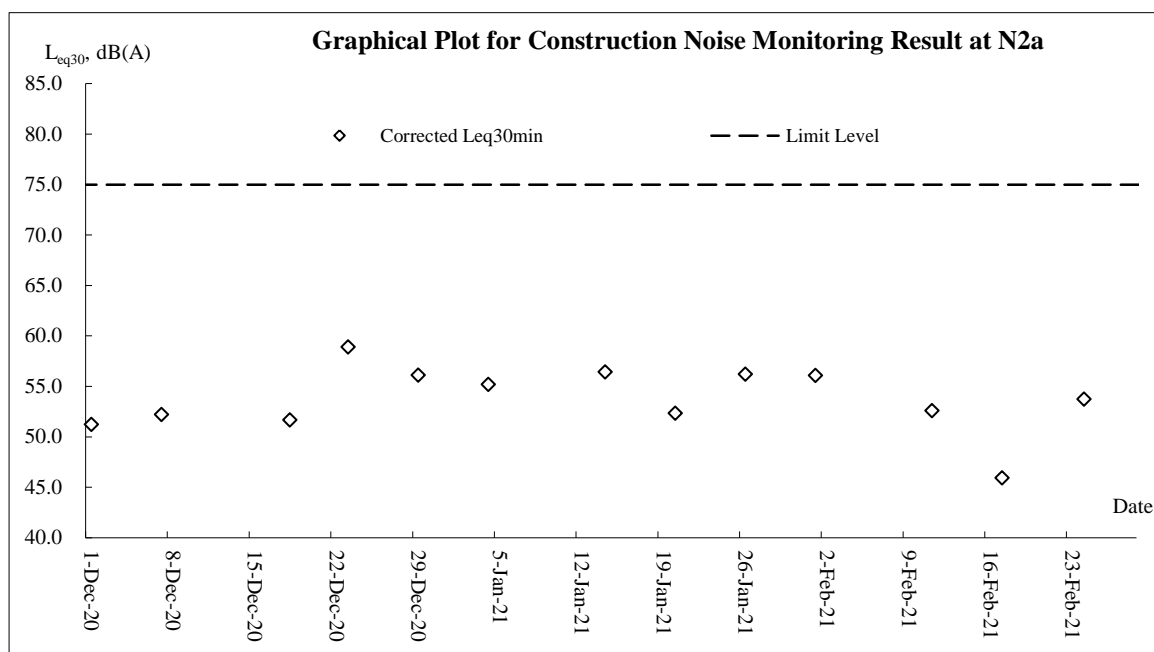
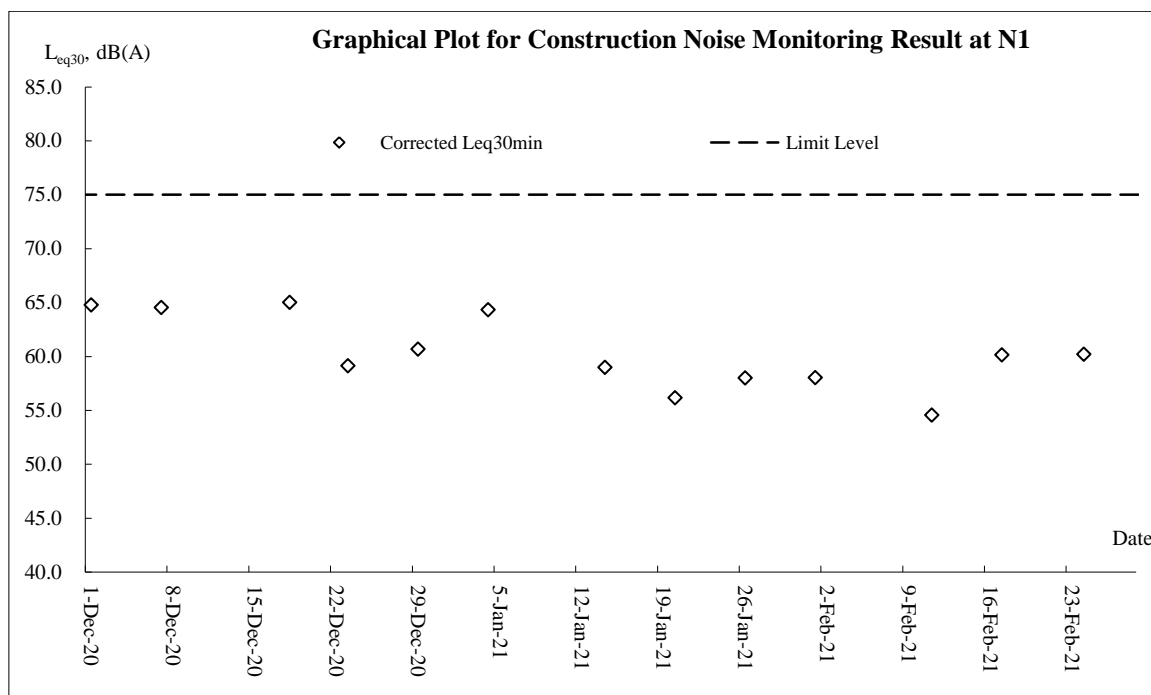
| Activity ID                                 | Activity Name  | Original Duration | Baseline Start Date | Baseline Finish Date | Start      | Finish    | Total Float | 2021 |     |     |     |     |     |
|---|--|-------------------|---------------------|----------------------|------------|-----------|-------------|------|-----|-----|-----|-----|-----|
|   |  |                   |                     |                      |            |           |             | Jan  | Feb | Mar | Apr | May | Jun |
|   |  |                   |                     |                      |            |           |             | 1    | 2   | 3   | 4   | 5   | 6   |
| O2_D9130                                    | Procurement & Fabrication of HV Transformers   | 260               | 21-Apr-21           | 05-Jan-22            | 21-Apr-21  | 05-Jan-22 | 59          |      |     |     |     |     |     |
| O2_D9160                                    | Procurement, Fabrication & Delivery of HV Switchboards                                     | 270               | 21-Apr-21           | 15-Jan-22            | 21-Apr-21  | 15-Jan-22 | 79          |      |     |     |     |     |     |
| O2_D9170                                    | Procurement & Fabrication of LV Switchboards & MCC   | 270               | 21-Apr-21           | 15-Jan-22            | 21-Apr-21  | 15-Jan-22 | 66          |      |     |     |     |     |     |
| O2_D9250                                    | Procurement, Fabrication & Delivery of Odour Control Ducts                                 | 240               | 04-Apr-21           | 29-Nov-21            | 28-Apr-21  | 23-Dec-21 | 119         |      |     |     |     |     |     |
| O2_D9270                                    | Procurement, Fabrication & Delivery of Lifting Beams / Monorail Crane                      | 240               | 22-Mar-21           | 16-Nov-21            | 09-Apr-21  | 04-Dec-21 | 27          |      |     |     |     |     |     |
| O2_D9280                                    | Procurement, Fabrication & Delivery of P/D Equipment / Material                            | 240               | 12-Apr-21           | 07-Dec-21            | 21-May-21  | 15-Jan-22 | 166         |      |     |     |     |     |     |
| O2_D9300                                    | Procurement, Fabrication & Delivery of Cooling Tower / Chillers                            | 300               | 21-Apr-21           | 14-Feb-22            | 14-May-21  | 09-Mar-22 | 110         |      |     |     |     |     |     |
| O2_D9330a                                   | Procurement, Fabrication & Delivery of Electrical Equipment / Material                     | 240               | 21-Apr-21           | 16-Dec-21            | 21-Apr-21  | 16-Dec-21 | 126         |      |     |     |     |     |     |
| O2_D9340                                    | Procurement, Fabrication & Delivery of ELV, ACS & CCTV                                     | 240               | 22-Apr-21           | 17-Dec-21            | 30-Apr-21  | 25-Dec-21 | 170         |      |     |     |     |     |     |
| O2_D9380                                    | Procurement, Fabrication & Delivery of FS Equipment  | 240               | 13-Mar-21           | 07-Nov-21            | 10-May-21  | 04-Jan-22 | 152         |      |     |     |     |     |     |
| O2_D9400                                    | Procurement, Fabrication & Delivery of Vehicle Washing Plant                               | 240               | 22-Mar-21           | 16-Nov-21            | 04-May-21  | 29-Dec-21 | 183         |      |     |     |     |     |     |
| O2_D9420                                    | Procurement, Fabrication & Delivery of Weightbridge  | 240               | 22-Mar-21           | 16-Nov-21            | 04-May-21  | 29-Dec-21 | 126         |      |     |     |     |     |     |
| O2_D9450                                    | Procurement, Fabrication & Delivery of Chemical Storage & Dosing System                    | 180               | 04-Apr-21           | 30-Sep-21            | 21-Apr-21  | 17-Oct-21 | 183         |      |     |     |     |     |     |
| <b>E &amp; M INSTALLATION WORKS</b>         |  | 136               | 28-Jan-21           | 28-Jun-21            | 07-Apr-21  | 11-Sep-21 | 62          |      |     |     |     |     |     |
| O2_EM0030                                   | Installation of Conseal Conduits   | 136               | 28-Jan-21           | 28-Jun-21            | 07-Apr-21  | 11-Sep-21 | 62          |      |     |     |     |     |     |
| <b>STATUTORY INSPECTION (FSD, WA, EMSD)</b> |  | 338               | 03-Aug-20           | 18-Nov-21            | 01-Feb-21  | 04-Jan-22 | 125         |      |     |     |     |     |     |
| <b>NGI - EMSD</b>                           |  | 180               | 03-Aug-20           | 29-Jan-21            | 01-Feb-21  | 30-Jul-21 | 208         |      |     |     |     |     |     |
| O2_EM8520                                   | Application for Construction Approval of NGI - Gas Holder (Form 104)                       | 180               | 03-Aug-20           | 29-Jan-21            | 01-Feb-21* | 30-Jul-21 | 208         |      |     |     |     |     |     |
| <b>PLUMBING - WSD</b>                       |  | 7                 | 12-Apr-21           | 21-Apr-21            | 14-May-21  | 21-May-21 | 161         |      |     |     |     |     |     |
| O2_EM8600                                   | Submission of WWO46 Pt I & II (AC Water Supply)  | 0                 | 21-Apr-21           |                      | 14-May-21  |           | 168         |      |     |     |     |     |     |
| O2_EM8700                                   | Submission of WWO46 Pt I & II (FS)   | 0                 | 12-Apr-21           |                      | 21-May-21  |           | 157         |      |     |     |     |     |     |
| O2_EM8710                                   | Submission of WWO46 Pt I & II (Plumbing)   | 0                 | 12-Apr-21           |                      | 21-May-21  |           | 157         |      |     |     |     |     |     |
| <b>ENVIRONMENTAL PROTECTION - EPD</b>       |  | 240               | 13-Mar-21           | 18-Nov-21            | 10-May-21  | 04-Jan-22 | 125         |      |     |     |     |     |     |
| O2_EM8930                                   | EPD Submission & Approval for Air Pollution Control - Genset (Clause 2.4.13, Specs A)      | 240               | 13-Mar-21           | 07-Nov-21            | 10-May-21  | 04-Jan-22 | 55          |      |     |     |     |     |     |
| O2_EM8940                                   | EPD Submission & Approval for Air Pollution Control - CHP & Flare (Clause 2.4.13, Specs A) | 240               | 24-Mar-21           | 18-Nov-21            | 10-May-21  | 04-Jan-22 | 125         |      |     |     |     |     |     |

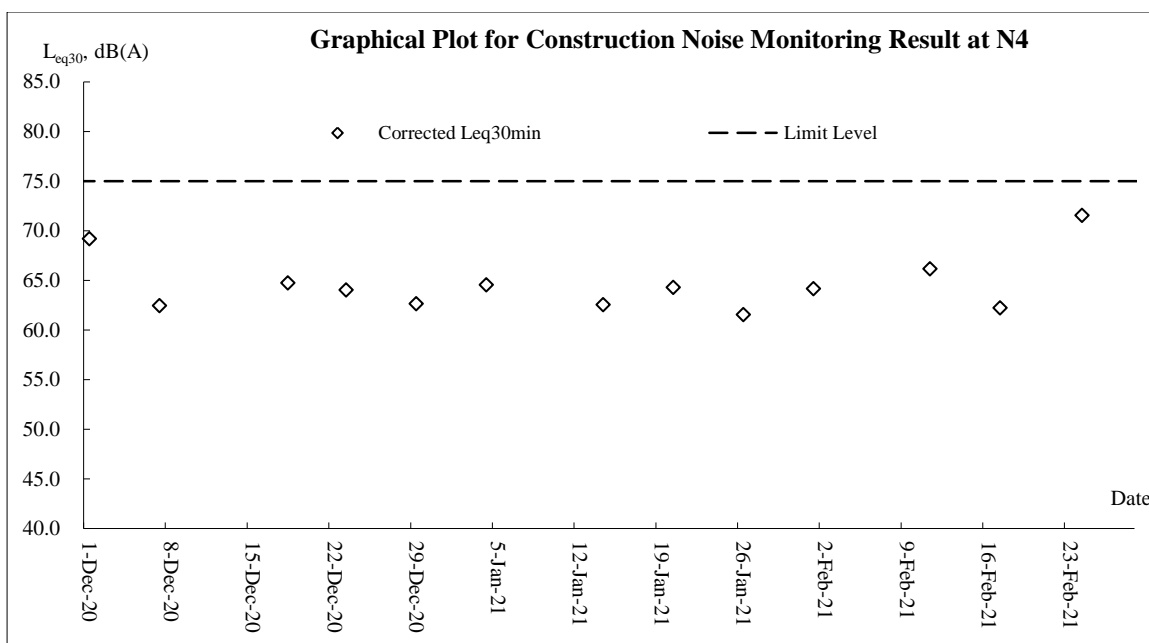
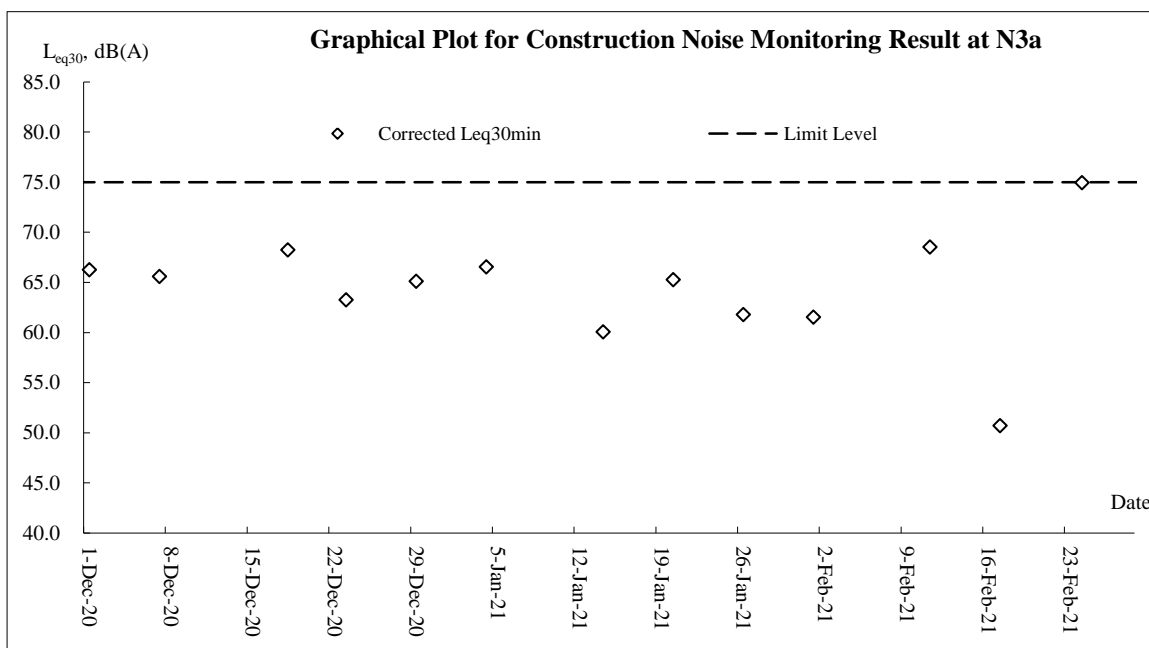


## **Appendix E**

### **Graphical Plots of Monitoring Results**

## Construction Noise





## **Appendix F**

### **Meteorological Information**

### **The weather of December 2020**

The weather for December 2020 was cloudier than usual. The mean amount of cloud in the month was 62 percent, 10 percent above the normal of 52 percent. The mean temperature for December 2020 was 18.1 degrees, 0.2 degrees above the normal figure of 17.9 degrees. The month was also much drier than usual with a total rainfall of only 1.5 millimetres, about 6 percent of the normal figure of 26.8 millimetres. The annual total rainfall in 2020 was 2395.0 millimetres, near the annual normal of 2398.5 millimetres.

### **The weather of January 2021**

January 2021 was characterized by colder weather during the first half of the month and relatively milder weather in the latter part. Overall, the month was colder than usual with a mean temperature of 16.2 degrees, 0.3 degrees below the normal figure of 16.5 degrees (or 0.1 degrees below the 1981-2010 normal). With dry winter monsoon dominating over southern China for most of the time in the month, January 2021 was also much sunnier and drier than usual. The monthly total sunshine duration amounted to 217.3 hours, 49 percent above the normal of 145.8 hours (or 52 percent above the 1981-2010 normal). Only traces of rainfall was recorded in the month, making it one of the eight Januaries with traces of rainfall since records began in 1884.

### **The weather of February 2021**

With the northeast monsoon over southern China generally weaker than normal for most of the time in the month, February 2021 was much warmer and sunnier than usual in Hong Kong. The monthly mean maximum temperature of 23.5 degrees, monthly mean temperature of 19.8 degrees and monthly mean minimum temperature of 17.5 degrees were 4.1 degrees, 2.7 degrees and 2.2 degrees above their corresponding normals (or 4.6 degrees, 3.0 degrees and 2.5 degrees above their corresponding 1981-2010 normals) and respectively the second, third and fourth highest on record for February. The total duration of bright sunshine in the month was 205.1 hours, more than twice of the normal of 101.7 hours (or 110.9 hours above the 1981-2010 normal of 94.2 hours) and the fourth highest on record for February. Mainly attributing to the exceptional warm and sunny weather in February 2021, the winter from December 2020 to February 2021 was warmer than usual in Hong Kong. The mean temperature of 18.0 degrees was one of the seventh highest on record for the same period. The monthly rainfall was 62.1 millimetres, about 60 percent above the normal of 38.9 millimetres (or 14 percent above the 1981-2010 normal of 54.4 millimetres) in February. The accumulated rainfall recorded in the first two months of the year was 62.1 millimetres, a deficit of 14 percent compared to the normal of 71.9 millimetres (or 21 percent below the 1981-2010 normal of 78.9 millimetres) for the same period.

\*The detailed meteorological data for each successive day can be referred to in the Monthly EM&A Reports (December 2020, January 2021 and February 2021).

## **Appendix G**

### **Waste Flow Table**

Name of Department : EPD  
Contract No: EP/SP/86/15

**Monthly Summary Waste Flow Table for December 2020**

*Version: 0*

| Month                    | Actual Quantities of Inert C&D Materials Generated Monthly |                                     |                        |  |                         |               | Actual Quantity of C&D Wastes Generated Monthly |  |                           |                |                            |
|--------------------------|--|-------------------------------------|------------------------|--|-------------------------|---------------|---|--|---------------------------|----------------|----------------------------|
|                          | Total Quantity Generated                                   | Hard Rock and Large Broken Concrete | Reused in the Contract | Reused in other Projects (see Note 10) | Disposed as Public Fill | Imported Fill | Metals  | Paper/ cardboard packaging (see Notes 4) | Plastics (see Notes 2 &4) | Chemical Waste | Others, eg. general refuse |
|                          | (in '000m3)  | (in '000m3)                         | (in '000m3)            | (in '000m3)                            | (in '000m3)             | (in '000m3)   | (in '000kg)                                     | (in '000kg)                              | (in '000kg)               | (in '000kg)    | (in '000m3)                |
| <b>sub-total of 2019</b> | <b>2.419</b>   | 0.000                               | 0.000                  | 1.387                                  | 1.032                   | 0.000         | 317.020   | 0.000                                    | 0.000                     | 0.000          | 0.070                      |
| Jan-20                   | <b>5.850</b>   | 0.000                               | 0.000                  | 3.298                                  | 2.552                   | 0.000         | 0.013   | 0.000                                    | 0.000                     | 0.000          | 0.010                      |
| Feb-20                   | <b>11.087</b>  | 0.000                               | 0.000                  | 11.087                                 | 0.000                   | 0.000         | 0.053   | 0.100                                    | 0.000                     | 0.000          | 0.002                      |
| Mar-20                   | <b>11.779</b>  | 0.000                               | 0.000                  | 10.823                                 | 0.956                   | 0.000         | 0.000   | 0.100                                    | 0.000                     | 0.000          | 0.013                      |
| Apr-20                   | <b>10.326</b>  | 0.000                               | 0.000                  | 10.304                                 | 0.022                   | 0.000         | 0.000   | 0.050                                    | 0.000                     | 0.000          | 0.021                      |
| May-20                   | <b>12.556</b>  | 0.000                               | 0.000                  | 12.534                                 | 0.022                   | 0.000         | 0.000   | 0.500                                    | 0.000                     | 0.000          | 0.006                      |
| Jun-20                   | <b>17.647</b>  | 0.000                               | 0.000                  | 17.459                                 | 0.188                   | 0.000         | 0.000   | 0.400                                    | 0.000                     | 0.000          | 0.009                      |
| Sub total (since 2019)   | 71.664   | 0.000                               | 0.000                  | 66.892                                 | 4.772                   | 0.000         | 317.086   | 1.150                                    | 0.000                     | 0.000          | 0.131                      |
| Jul-20                   | <b>9.345</b>   | 0.000                               | 0.000                  | 9.263                                  | 0.082                   | 0.000         | 0.000   | 0.000                                    | 0.000                     | 0.000          | 0.006                      |
| Aug-20                   | <b>2.481</b>   | 0.000                               | 0.000                  | 2.434                                  | 0.047                   | 0.000         | 0.000   | 0.000                                    | 0.000                     | 0.000          | 0.011                      |
| Sep-20                   | <b>2.383</b>   | 0.000                               | 0.000                  | 2.340                                  | 0.043                   | 0.000         | 0.000   | 0.018                                    | 0.000                     | 0.000          | 0.112                      |
| Oct-20                   | <b>0.682</b>   | 0.000                               | 0.000                  | 0.643                                  | 0.039                   | 0.000         | 0.000   | 0.000                                    | 0.000                     | 0.000          | 0.042                      |
| Nov-20                   | <b>0.206</b>   | 0.000                               | 0.000                  | 0.176                                  | 0.030                   | 0.000         | 0.000   | 0.000                                    | 0.000                     | 0.000          | 0.034                      |
| Dec-20                   | <b>1.144</b>   | 0.000                               | 0.000                  | 0.783                                  | 0.196                   | 0.165         | 0.000   | 0.006                                    | 0.045                     | 0.000          | 0.007                      |
| Total (since 2019)       | 87.905   | 0.000                               | 0.000                  | 82.531                                 | 5.209                   | 0.165         | 317.086   | 1.174                                    | 0.045                     | 0.000          | 0.343                      |



Name of Department : EPD  
Contract No: EP/SP/86/15

**Monthly Summary Waste Flow Table for February 2021**

*Version: 0*

| Month                       | Actual Quantities of Inert C&D Materials Generated Monthly |                                     |                        |  |                         |               | Actual Quantity of C&D Wastes Generated Monthly |  |                           |                |                            |
|-----------------------------|--|-------------------------------------|------------------------|--|-------------------------|---------------|---|--|---------------------------|----------------|----------------------------|
|                             | Total Quantity Generated                                   | Hard Rock and Large Broken Concrete | Reused in the Contract | Reused in other Projects (see Note 10) | Disposed as Public Fill | Imported Fill | Metals  | Paper/ cardboard packaging (see Notes 4) | Plastics (see Notes 2 &4) | Chemical Waste | Others, eg. general refuse |
|                             | (in '000m3)  | (in '000m3)                         | (in '000m3)            | (in '000m3)                            | (in '000m3)             | (in '000m3)   | (in '000kg)                                     | (in '000kg)                              | (in '000kg)               | (in '000kg)    | (in '000m3)                |
| <b>sub-total up to 2020</b> | <b>87.905</b>  | 0.000                               | 0.000                  | 82.531                                 | 5.209                   | 0.165         | 317.086   | 1.174                                    | 0.045                     | 0.000          | 0.343                      |
| Jan-21                      | <b>0.084</b>   | 0.000                               | 0.000                  | 0.000                                  | 0.016                   | 0.068         | 0.000   | 0.000                                    | 0.000                     | 0.000          | 0.007                      |
| Feb-21                      | <b>0.014</b>   | 0.000                               | 0.000                  | 0.000                                  | 0.014                   | 0.000         | 20.400  | 0.013                                    | 0.651                     | 0.000          | 0.007                      |
| Mar-21                      |  |                                     |                        |  |                         |               |   |  |                           |                |                            |
| Apr-21                      |  |                                     |                        |  |                         |               |   |  |                           |                |                            |
| May-21                      |  |                                     |                        |  |                         |               |   |  |                           |                |                            |
| Jun-21                      |  |                                     |                        |  |                         |               |   |  |                           |                |                            |
| Sub total (since 2019)      | 88.003   | 0.000                               | 0.000                  | 82.531                                 | 5.239                   | 0.233         | 337.486   | 1.187                                    | 0.696                     | 0.000          | 0.357                      |
| Jul-21                      |  |                                     |                        |  |                         |               |   |  |                           |                |                            |
| Aug-21                      |  |                                     |                        |  |                         |               |   |  |                           |                |                            |
| Sep-21                      |  |                                     |                        |  |                         |               |   |  |                           |                |                            |
| Oct-21                      |  |                                     |                        |  |                         |               |   |  |                           |                |                            |
| Nov-21                      |  |                                     |                        |  |                         |               |   |  |                           |                |                            |
| Dec-21                      |  |                                     |                        |  |                         |               |   |  |                           |                |                            |
| Total (since 2019)          | 88.003   | 0.000                               | 0.000                  | 82.531                                 | 5.239                   | 0.233         | 337.486   | 1.187                                    | 0.696                     | 0.000          | 0.357                      |

## **Appendix H**

### **Environmental Mitigation Implementation Schedule (Extracted from EM&A Manual)**

| EIA Ref.                          | EM&A Ref. | Environmental Protection Measures  | Location / Duration of measures / Timing of completion of measures | Implementation Agent | Implementation Stage <sup>1</sup> |     |    |     | Relevant Legislation & Guidelines   |
|-----------------------------------|-----------|--|--|----------------------|-----------------------------------|-----|----|-----|---|
|                                   |           |  |  |                      | Des                               | Con | Op | Dec |   |
| Air Quality Impact (Construction) |           |  |  |                      |                                   |     |    |     |   |
| 3.8.1.1                           | 2.4       | <b>General Dust Control Measures</b><br>Dust emissions could be suppressed by regular water spraying on site. In general, water spraying twice a day could reduce dust emission from active construction area by 50%. However, for the Project more frequent water spraying is proposed. Watering eight times per day, or once every 1.5 hours, is suggested at all active works areas in order to achieve a higher dust suppression efficiency of 87.5%.  | Within construction site / Duration of the construction phase      | Contractor           |                                   | ✓   |    |     | EIA Recommendation and Air Pollution Control (Construction Dust) Regulation |
| 3.8.1.2                           | 2.4       | <b>Best Practice For Dust Control</b><br>The relevant best practices for dust control as stipulated in the <i>Air Pollution Control (construction Dust) Regulation</i> should be adopted to further reduce the construction dust impacts of the Project. These best practices include:<br><i>Good Site Management</i> <ul style="list-style-type: none"><li>Good site management is important to help reducing potential air quality impact down to an acceptable level. As a general guide, the Contractor should maintain a high standard of housekeeping to prevent emissions of fugitive dust. Loading, unloading, handling and storage of raw materials, wastes or by-products should be carried out in a manner so as to minimise the release of visible dust emission. Any piles of materials accumulated on or around the work areas should be cleaned up regularly. Cleaning, repair and maintenance of all plant facilities within the work areas should be carried out in a manner minimising generation of fugitive dust emissions. The material should be handled properly to prevent fugitive dust emission before cleaning.</li></ul> <i>Disturbed Parts of the Roads</i> <ul style="list-style-type: none"><li>Each and every main temporary access should be paved with concrete, bituminous hardcore materials or metal plates and kept clear of dusty materials; or</li><li>Unpaved parts of the road should be sprayed with water or a dust suppression chemical so as to keep the entire road</li></ul> | Within construction site / Duration of the construction phase      | Contractor           |                                   | ✓   |    |     | EIA Recommendation and Air Pollution Control (Construction Dust) Regulation |

| EIA Ref. | EM&A Ref. | Environmental Protection Measures  | Location / Duration of measures / Timing of completion of measures | Implementation Agent | Implementation Stage <sup>1</sup> |     |    |     | Relevant Legislation & Guidelines |
|----------|-----------|--|--|----------------------|-----------------------------------|-----|----|-----|-----------------------------------|
|          |           |  |  |                      | Des                               | Con | Op | Dec |                                   |
|          |           | <p>surface wet.</p> <p><i>Exposed Earth</i></p> <ul style="list-style-type: none"><li>Exposed earth should be properly treated by compaction, hydroseeding, vegetation planting or seating with latex, vinyl, bitumen within six months after the last construction activity on the site or part of the site where the exposed earth lies.</li></ul> <p><i>Loading, Unloading or Transfer of Dusty Materials</i></p> <ul style="list-style-type: none"><li>All dusty materials should be sprayed with water immediately prior to any loading or transfer operation so as to keep the dusty material wet.</li></ul> <p><i>Debris Handling</i></p> <ul style="list-style-type: none"><li>Any debris should be covered entirely by impervious sheeting or stored in a debris collection area sheltered on the top and the three sides.</li><li>Before debris is dumped into a chute, water should be sprayed so that it remains wet when it is dumped.</li></ul> <p><i>Transport of Dusty Materials</i></p> <ul style="list-style-type: none"><li>Vehicle used for transporting dusty materials/spoils should be covered with tarpaulin or similar material. The cover should extend over the edges of the sides and tailboards.</li></ul> <p><i>Wheel washing</i></p> <ul style="list-style-type: none"><li>Vehicle wheel washing facilities should be provided at each construction site exit. Immediately before leaving the construction site, every vehicle should be washed to remove any dusty materials from its body and wheels.</li></ul> <p><i>Use of vehicles</i></p> <ul style="list-style-type: none"><li>The speed of the trucks within the site should be controlled to about 10km/hour in order to reduce adverse dust impacts and secure the safe movement around the site.</li><li>Immediately before leaving the construction site, every vehicle should be washed to remove any dusty materials from its body and wheels.</li><li>Where a vehicle leaving the construction site is carrying a load of dusty materials, the load should be covered entirely</li></ul> |  |                      |                                   |     |    |     |                                   |

| EIA Ref.                                  | EM&A Ref. | Environmental Protection Measures  | Location / Duration of measures / Timing of completion of measures   | Implementation Agent              | Implementation Stage <sup>1</sup> |     |    |     | Relevant Legislation & Guidelines |
|---|-----------|--|--|-----------------------------------|-----------------------------------|-----|----|-----|-----------------------------------|
|   |           |  |  |                                   | Des                               | Con | Op | Dec |                                   |
|   |           | by clean impervious sheeting to ensure that the dusty materials do not leak from the vehicle.<br><i>Site hoarding</i><br><ul style="list-style-type: none"> <li>Where a site boundary adjoins a road, street, service lane or other area accessible to the public, hoarding of not less than 2.4m high from ground level should be provided along the entire length of that portion of the site boundary except for a site entrance or exit.</li> </ul>  |  |                                   |                                   |     |    |     |                                   |
| <b>Air Quality Impact (Operation)</b>     |           |  |  |                                   |                                   |     |    |     |                                   |
| 3.8.2                                     | 2.3       | <b>Odour patrol at site boundary of the Project</b>  | Site boundary / During operation stage ( the need to continue the odour patrol after the end of the 2-year monitoring period would depend on the monitoring results and should be agreed with EPD) | OWTF Operator                     | ✓                                 |     | ✓  |     | EIAO-TM                           |
| 3.8.2                                     | 2.4       | <b>Install gas cleaning equipment and stack on the CHP and odour treatment unit</b><br><ul style="list-style-type: none"> <li>The preliminary design suggests the use of a two stage process involving either a biofilter or Ultraviolet Light (UV-C) together with ozone treatment as the first stage, and an activated carbon filter as the second stage for the odour treatment unit. It is recommended to install the UV-C and ozone treatment system with second stage active carbon filters as this has a lower footprint requirement than the biofilter option. However, the actual unit installed depends on the final design by the contractor in the design phase.</li> <li>The preliminary design incorporates a combination of thermal and catalytic treatment processes to remove pollutants from the exhaust gasses from the CHP.</li> <li>Both the odour treatment unit and the CHP emissions are suggested to be directed to a flue to aid the dispersion and minimise effects on ASRs.</li> </ul> | CHP and odour treatment unit   | Design Consultant / OWTF Operator | ✓                                 |     | ✓  |     | EIA Recommendation                |
| <b>Hazard Risk Assessment (Operation)</b> |           |  |  |                                   |                                   |     |    |     |                                   |

| EIA Ref. | EM&A Ref. | Environmental Protection Measures   | Location / Duration of measures / Timing of completion of measures | Implementation Agent              | Implementation Stage <sup>1</sup> |     |    |     | Relevant Legislation & Guidelines |
|----------|-----------|---|--|-----------------------------------|-----------------------------------|-----|----|-----|-----------------------------------|
|          |           |   |  |                                   | Des                               | Con | Op | Dec |                                   |
| 4.9      | 3.2       | <p>The HA has assumed that the following "Good Practices" and "recommended design measures" for the safe operation of OWTF 2 shall be carried out as far as reasonably practicable:</p> <ul style="list-style-type: none"> <li>■ The process plant building will be provided with adequate number of gas detectors distributed over the various areas of potential leak sources to provide adequate coverage.</li> <li>■ All electrical equipment inside the building will be classified in accordance with the electrical area classification requirements. No unclassified electrical equipment will be used during operations or maintenance.</li> <li>■ Reference can be made to Codes of Practice and guidance issued in Europe that applies to places where explosive atmospheres may occur (called 'ATEX' requirements). These are covered as part of the European Directive: the Explosive Atmospheres Directive (99/92/EC) and the UK regulations, Dangerous Substances and Explosive Atmospheres Regulations 2002 (DSEAR). Where potentially explosive atmospheres may occur in the workplace, the requirements include, identifying and classifying (zoning) areas where potentially explosive atmospheres may occur; avoiding ignition sources in zoned areas, in particular those from electrical and mechanical equipment; where necessary, identifying the entrances to zoned areas; providing appropriate anti-static clothing for employees; and before they come into operation, verifying the overall explosion protection safety of areas where explosive atmospheres may occur.</li> <li>■ All safety valves design shall take into account discharging any released fluid to a safe location, or stopping misdirection of fluid flows in order to avoid hazardous outcome.</li> <li>■ Safety markings and crash barriers will be provided to the aboveground piping, digesters and the gas holder near the entrance.</li> <li>■ Lightning protection installations will be installed following IEC 62305, BS EN 62305, AS/NZS 1768, NFPA 780 or equivalent standards.</li> <li>■ A 10m high boundary wall with fire resistance will be</li> </ul> | During design and operation phases                                 | Design Consultant / OWTF Operator | ✓                                 |     | ✓  |     | EIAO & EIAO TM Annex 4            |



| EIA Ref.                           | EM&A Ref. | Environmental Protection Measures  | Location / Duration of measures / Timing of completion of measures | Implementation Agent | Implementation Stage <sup>1</sup> |     |    |     | Relevant Legislation & Guidelines         |
|------------------------------------|-----------|--|--|----------------------|-----------------------------------|-----|----|-----|---|
|                                    |           |  |  |                      | Des                               | Con | Op | Dec |   |
|                                    |           | <p>provided in the vicinity of the digester tanks, gasholders and gas purification equipment to protect the equipment against external fires, and to provide some protection to external areas from the effects of fire/explosion.</p> <ul style="list-style-type: none"> <li>Suitable fire extinguishers will be provided within the site. An External Water Spray System (EWSS) will be installed in appropriate areas, such as around the gasholders, gas purification, desulphurisation units, and digester areas. The facilities will also be equipped with fire and gas detection system and fire suppression system. Stringent procedures are implemented to prohibit smoking or naked flames to be used on-site.</li> <li>Fixed crash barriers will be provided in areas where process equipment is adjacent to the internal roadway to protect against vehicle collision. Adequate warning signage and lighting will also be provided and maximum speed limit will also be in place.</li> </ul> |  |                      |                                   |     |    |     |   |
| <b>Noise Impact (Construction)</b> |           |  |  |                      |                                   |     |    |     |   |
| 5.9.1                              | 4.2.7     | <p><b>Good Site Practice</b><br/>Good site practice and noise management can significantly reduce the impact of construction site activities on nearby NSRs. The following package of measures should be followed during each phase of construction:</p> <ul style="list-style-type: none"> <li>only well-maintained plant to be operated on-site and plant should be serviced regularly during the construction works;</li> <li>machines and plant that may be in intermittent use to be shut down between work periods or should be throttled down to a minimum;</li> <li>plant known to emit noise strongly in one direction, should, where possible, be orientated to direct noise away from the NSRs;</li> <li>mobile plant should be sited as far away from NSRs as possible; and</li> <li>material stockpiles and other structures to be effectively utilised, where practicable, to screen noise from on-site</li> </ul>   | Within construction site / During construction phase               | Contractor           |                                   | ✓   |    |     | EIAO, EIAO-TM and Noise Control Ordinance |

| EIA Ref.                        | EM&A Ref. | Environmental Protection Measures  | Location / Duration of measures / Timing of completion of measures             | Implementation Agent           | Implementation Stage <sup>1</sup> |     |    |     | Relevant Legislation & Guidelines         |
|---------------------------------|-----------|--|--|--------------------------------|-----------------------------------|-----|----|-----|---|
|                                 |           |  |  |                                | Des                               | Con | Op | Dec |   |
|                                 |           | construction activities.   |  |                                |                                   |     |    |     |   |
| 5.9.1                           | 4.2.7     | <b>Selection of Quieter PME</b><br>The recommended quieter PME adopted in the assessment were taken from the EPD's QPME Inventory and British Standard, namely <i>Noise Control on Construction and Open Sites, BS 5228: Part 1: 2009</i> . It should be noted that the silenced PME selected for assessment can be found in Hong Kong.  | Within construction site / During construction phase                           | Contractor                     |                                   | ✓   |    |     | EIAO, EIAO-TM and Noise Control Ordinance |
| 5.9.1                           | 4.2.7     | <b>Use of Movable Noise Barriers</b><br>Movable noise barriers can be very effective in screening noise from particular items of plant when constructing the Project. Noise barriers located along the active works area close to the noise generating component of a PME could produce at least 10 dB(A) screening for stationary plant and 5 dB(A) for mobile plant provided the direct line of sight between the PME and the NSRs is blocked. | Within construction site / During construction phase                           | Contractor                     |                                   | ✓   |    |     | EIAO, EIAO-TM and Noise Control Ordinance |
| 5.9.1                           | 4.2.7     | <b>Use of Noise Enclosure/ Acoustic Shed</b><br>The use of noise enclosure or acoustic shed is to cover stationary PME such as air compressor and generator. With the adoption of the noise enclosure, the PME could be completely screened, and noise reduction of 15 dB(A) can be achieved according to the EIAO Guidance Note No.9/2010.  | Within construction site / During construction phase                           | Contractor                     |                                   | ✓   |    |     | EIAO, EIAO-TM and Noise Control Ordinance |
| 5.9.1                           | 4.2.7     | <b>Use of Noise Insulating Fabric</b><br>Noise insulating fabric can also be adopted for certain PME (e.g. pilling machine etc). The fabric should be lapped such that there are no openings or gaps on the joints. According to the approved Tsim Sha Tsui Station Northern Subway EIA report (AEIAR-127/2008), a noise reduction of 10 dB(A) can be achieved for the PME lapped with the noise insulating fabric.                              | Within construction site / During construction phase                           | Contractor                     |                                   | ✓   |    |     | EIAO, EIAO-TM and Noise Control Ordinance |
| <b>Noise Impact (Operation)</b> |           |  |  |                                |                                   |     |    |     |   |
| 5.9.2                           | 4.2.7     | <b>Fixed Plant Noise</b><br>Specification of the maximum allowable sound power levels of the proposed fixed plants should be followed. The following noise reduction measures should be considered as far as practicable during operation:<br><ul style="list-style-type: none"> <li>Choose quieter plant such as those which have been effectively silenced;</li> </ul>   | Within construction site / During operation phase / Throughout operation phase | Design Consultant / Contractor | ✓                                 |     | ✓  |     | EIAO, EIAO-TM and Noise Control Ordinance |

| EIA Ref.                                   | EM&A Ref. | Environmental Protection Measures  | Location / Duration of measures / Timing of completion of measures | Implementation Agent | Implementation Stage <sup>1</sup> |     |    |     | Relevant Legislation & Guidelines |
|--|-----------|--|--|----------------------|-----------------------------------|-----|----|-----|-----------------------------------|
|  |           |  |  |                      | Des                               | Con | Op | Dec |                                   |
|  |           | <ul style="list-style-type: none"> <li>Include noise levels specification when ordering new plant (including chillier and E/M equipment);</li> <li>Locate fixed plant/louver away from any NSRs as far as practicable;</li> <li>Locate fixed plant in walled plant rooms or in specially designed enclosures;</li> <li>Locate noisy machines in a completely separate building;</li> <li>Install direct noise mitigation measures including silencers, acoustic louvers and acoustic enclosure where necessary; and</li> <li>Develop and implement a regularly scheduled plant maintenance programme so that equipment is properly operated and serviced in order to maintain a controlled level of noise.</li> </ul>  |  |                      |                                   |     |    |     |                                   |
| <b>Water Quality Impact (Construction)</b> |           |  |  |                      |                                   |     |    |     |                                   |
| 6.8.1.1                                    | 5.3       | <p><b>Construction site runoff</b></p> <p>The site practices outlined in ProPECC Note PN 1/94 should be followed as far as practicable in order to minimise surface runoff and the chance of erosion. The following measures are recommended to protect water quality and sensitive uses of the coastal area, and when properly implemented should be sufficient to adequately control site discharges so as to avoid water quality impacts:</p> <ul style="list-style-type: none"> <li>At the start of site establishment, perimeter cut-off drains to direct off-site water around the site should be constructed with internal drainage works and erosion and sedimentation control facilities implemented. Channels, earth bunds or sand bag barriers should be provided on site to direct storm water to silt removal facilities. The design of the temporary on-site drainage system should be undertaken by the Contractor prior to the commencement of construction;</li> <li>Sand/silt removal facilities such as sand/silt traps and sediment basins should be provided to remove sand/silt particles from runoff to meet the requirements of the TM standards under the WPCO. The design of efficient silt</li> </ul> | Within construction site / Duration of the construction phase      | Contractor           |                                   | ✓   |    |     | ProPECC Note PN 1/94              |

| EIA Ref. | EM&A Ref. | Environmental Protection Measures  | Location / Duration of measures / Timing of completion of measures | Implementation Agent | Implementation Stage <sup>1</sup> |     |    |     | Relevant Legislation & Guidelines |
|----------|-----------|--|--|----------------------|-----------------------------------|-----|----|-----|-----------------------------------|
|          |           |  |  |                      | Des                               | Con | Op | Dec |                                   |
|          |           | <p>removal facilities should be based on the guidelines in Appendix A1 of ProPECC Note PN 1/94. Sizes may vary depending upon the flow rate. The detailed design of the sand/silt traps should be undertaken by the Contractors prior to the commencement of construction.</p> <ul style="list-style-type: none"><li>■ All drainage facilities and erosion and sediment control structures should be regularly inspected and maintained to ensure proper and efficient operation at all times and particularly during rainstorms. Deposited silt and grit should be regularly removed, at the onset of and after each rainstorm to ensure that these facilities are functioning properly at all times.</li><li>■ Measures should be taken to minimize the ingress of site drainage into excavations. If excavation of trenches in wet periods is necessary, they should be dug and backfilled in short sections wherever practicable. Water pumped out from foundation excavations should be discharged into storm drains via silt removal facilities.</li><li>■ All vehicles and plant should be cleaned before leaving a construction site to ensure no earth, mud, debris and the like is deposited by them on roads. An adequately designed and sited wheel washing facility should be provided at construction site exit where practicable. Wash-water should have sand and silt settled out and removed regularly to ensure the continued efficiency of the process. The section of access road leading to, and exiting from, the wheel-wash bay to the public road should be paved with sufficient backfall toward the wheel-wash bay to prevent vehicle tracking of soil and silty water to public roads and drains.</li><li>■ Open stockpiles of construction materials or construction wastes on-site should be covered with tarpaulin or similar fabric during rainstorms. Measures should be taken to prevent the washing away of construction materials, soil, silt or debris into any drainage system.</li><li>■ Manholes (including newly constructed ones) should be adequately covered and temporarily sealed so as to prevent silt, construction materials or debris being washed into the drainage system and stormwater runoff being directed into</li></ul> |  |                      |                                   |     |    |     |                                   |

| EIA Ref. | EM&A Ref. | Environmental Protection Measures  | Location / Duration of measures / Timing of completion of measures | Implementation Agent | Implementation Stage <sup>1</sup> |     |    |     | Relevant Legislation & Guidelines       |
|----------|-----------|--|--|----------------------|-----------------------------------|-----|----|-----|---|
|          |           |  |  |                      | Des                               | Con | Op | Dec |   |
|          |           | <p>foul sewers.</p> <ul style="list-style-type: none"> <li>Precautions should be taken at any time of the year when rainstorms are likely. Actions should be taken when a rainstorm is imminent or forecasted and actions to be taken during or after rainstorms are summarized in Appendix A2 of ProPECC Note PN 1/94. Particular attention should be paid to the control of silty surface runoff during storm events, especially for areas located near steep slopes.</li> <li>Bentonite slurries used in piling or slurry walling should be reconditioned and reused wherever practicable. Temporary enclosed storage locations should be provided on-site for any unused bentonite that needs to be transported away after all the related construction activities are completed. The requirements in ProPECC Note PN 1/94 should be adhered to in the handling and disposal of bentonite slurries.</li> </ul> |  |                      |                                   |     |    |     |   |
| 6.8.1.2  | 5.3       | <p><b>General construction activities</b></p> <p>Construction solid waste, debris and refuse generated on-site should be collected, handled and disposed of properly to avoid entering any nearby storm water drain. Stockpiles of cement and other construction materials should be kept covered when not being used.</p>   | Within construction site / During construction phase               | Contractor           |                                   | ✓   |    |     | ProPECC Note PN 1/94                    |
| 6.8.1.3  | 5.3       | <p><b>Excavation works</b></p> <p>The construction programme should be properly planned to minimise excavation works during the wet season (April to September), temporarily exposed slope/soil surfaces should be covered by a tarpaulin or other means, as far as practicable. Interception channels should be provided (e.g. along the crest/edge of the excavation) to prevent storm runoff from washing across exposed soil surfaces. Arrangements should be in place to ensure that adequate surface protection measures can be safely carried out well before the arrival of a rainstorm. Other measures that need to be implemented before, during and after rainstorms are summarized in ProPECC PN 1/94.</p>   | Within construction site / During construction phase               | Contractor           |                                   | ✓   |    |     | ProPECC Note PN 1/94                    |
| 6.8.1.4  | 5.3       | <p><b>Accidental spillage</b></p> <ul style="list-style-type: none"> <li>The Contractor should register as a chemical waste producer</li> </ul>  | Within construction site / During construction phase               | Contractor           |                                   | ✓   |    |     | ProPECC Note PN 1/94 and Waste Disposal |



| EIA Ref. | EM&A Ref. | Environmental Protection Measures  | Location / Duration of measures / Timing of completion of measures | Implementation Agent | Implementation Stage <sup>1</sup> |     |    |     | Relevant Legislation & Guidelines |
|----------|-----------|--|--|----------------------|-----------------------------------|-----|----|-----|-----------------------------------|
|          |           |  |  |                      | Des                               | Con | Op | Dec |                                   |
|          |           | <p>if chemical wastes are produced from construction activities. The Waste Disposal Ordinance (Cap 354) and its subsidiary regulations in particular the Waste Disposal (Chemical Waste) (General) Regulation should be observed and complied with for control of chemical wastes.</p> <ul style="list-style-type: none"> <li>■ Maintenance of vehicles and equipment, involving activities with potential for leakage and spillage, should only be undertaken within areas appropriately equipped to control these discharges.</li> <li>■ Oils and fuels should only be stored in designated areas which have pollution prevention facilities. To prevent spillage of fuels and solvents to any nearby storm water drain, all fuel tanks and storage areas should be provided with locks and be sited on sealed areas, within bunds of a capacity equal to 110% of the storage capacity of the largest tank. The bund should be drained of rainwater after a rain event.</li> <li>■ Disposal of chemical wastes should be carried out in compliance with the Waste Disposal Ordinance. The Code of Practice on the Packaging, Labelling and Storage of Chemical Wastes published under the Waste Disposal Ordinance details the requirements to deal with chemical wastes. General requirements are given as follows: <ul style="list-style-type: none"> <li>– Suitable containers should be used to hold the chemical wastes to avoid leakage or spillage during storage, handling and transport.</li> <li>– Chemical waste containers should be suitably labelled, to notify and warn the personnel who are handling the wastes, to avoid accidents.</li> <li>– Storage area should be selected at a safe location on site and adequate space should be allocated to the storage area.</li> </ul> </li> </ul> |  |                      |                                   |     |    |     | Ordinance                         |
| 6.8.1.5  | 5.3       | <p><b>Sewage effluent from construction workforce</b></p> <p>Temporary sanitary facilities, such as portable chemical toilets, should be employed on-site where necessary to handle sewage from the workforce. A licensed contractor should be employed to provide appropriate and adequate portable toilets and be</p>  | Within construction site / During construction phase               | Contractor           |                                   | ✓   |    |     | ProPECC Note PN 1/94              |

| EIA Ref.                                | EM&A Ref. | Environmental Protection Measures   | Location / Duration of measures / Timing of completion of measures | Implementation Agent              | Implementation Stage <sup>1</sup> |     |    |     | Relevant Legislation & Guidelines         |
|---|-----------|---|--|-----------------------------------|-----------------------------------|-----|----|-----|---|
|   |           |   |  |                                   | Des                               | Con | Op | Dec |   |
|   |           | responsible for appropriate disposal and maintenance.   |  |                                   |                                   |     |    |     |   |
| <b>Water Quality Impact (Operation)</b> |           |   |  |                                   |                                   |     |    |     |   |
| 6.8.2.1                                 | 5.3       | <b>Sewage effluent and sewerage impact</b><br>In order to minimise the risk of exceeding capacity of the sewerage system, on-site underground storage of effluent is recommended for the OWTF 2, with a capacity of 6 hours of peak flow. Using the values presented in the preliminary design, the on-site storage required to buffer excess capacity would be equivalent to 30 m <sup>3</sup> . A below ground effluent retention tank would function to store effluent produced during peak periods when usage of the Sha Ling pumping station is high. Effluent stored during such periods could then be pumped out of the retention tank and discharged into the public sewer during off-peak times when capacity is sufficient.   | Within construction site / During design and operation phase       | Design Consultant / OWTF Operator | ✓                                 |     | ✓  |     | EIA recommendations                       |
| 6.8.2.2                                 | 5.3       | <b>Wastewater generation from organic waste treatment processes</b><br>Wastewater must be collected and diverted to the wastewater treatment plant (WWTP).<br>An adequately sized WWTP with technologies such as membrane bioreactor, reverse osmosis or multi-phase separation process or system should be provided for the OWTF 2. Polluting parameters in the effluent should be in compliance with the requirements as specified in the TM-DSS.<br><i>Leachate from the waste reception and composting process</i> <ul style="list-style-type: none"> <li>A drainage system will be provided at the reception area connecting to the proposed onsite WWTP. The leachate would be treated in the WWTP and there would be no direct discharge of leachate.</li> </ul> <i>Dewatering of the digestate from the separators</i> <ul style="list-style-type: none"> <li>The wastewater generated from the dewatering of digestate from the digesters is expected to be around 229.18 m<sup>3</sup>/day and a peak flow of 5.31L/s. The on-site WWTP will deploy suitable treatment process in order to reduce the pollution level to an acceptable standard. The effluent shall be treated according to the TM-DSS standard before discharging to foul sewers.</li> </ul> | Within construction site / During design and operation phase       | Design Consultant / OWTF Operator | ✓                                 |     | ✓  |     | TM-DSS, Water Pollution Control Ordinance |



| EIA Ref.  | EM&A Ref. | Environmental Protection Measures  | Location / Duration of measures / Timing of completion of measures  | Implementation Agent | Implementation Stage <sup>1</sup> |     |    |     | Relevant Legislation & Guidelines   |
|---|-----------|--|---|----------------------|-----------------------------------|-----|----|-----|---|
|   |           |  |   |                      | Des                               | Con | Op | Dec |   |
|   |           | <p><i>Condensate from biogas drying, odour treatment and ventilation system</i></p> <ul style="list-style-type: none"> <li>Condensate from biogas handling and wastewater from the odour treatment process would be collected and transferred to the WWTP. There is no direct discharge of wastewater to the sewer.</li> </ul> <p><i>Washing of waste delivery trucks</i></p> <ul style="list-style-type: none"> <li>Surplus wastewater generated from the vehicle washing facilities would be collected and transferred to the WWTP for further treatment before discharging to the foul sewer.</li> </ul> <p><i>Untreated wastewater from wastewater treatment plant</i></p> <ul style="list-style-type: none"> <li>Maintenance of the WWTP and its connection pipe work would be conducted regularly to confirm the condition of the holding tank and pipes. This will ensure early detection of any damage for repair or replacement.</li> </ul> <p><i>Leakage of materials from WWTP</i></p> <ul style="list-style-type: none"> <li>Regular scheduled maintenance of the WWTP will be carried out to confirm the condition of the facility and detect any damages at an early stage for repair or replacement.</li> </ul> |   |                      |                                   |     |    |     |   |
| 6.8.2.3   | 5.3       | <p><b>Contaminated stormwater runoff and accidental spillages</b></p> <p>Regular maintenance of plant facilities, as recommended in Section 6.8.2.2 of the EIA report, will be performed to confirm the condition of plant facilities and detect any damage for repair or replacement. Training should be provided to the employees on handling accidental spillage, so that in such cases, actions can be carried out quickly to avoid runoff to nearby streams/drains.</p>   | Within construction site / During operation phase / Throughout operation phase                              | OWTF Operator        |                                   |     | ✓  |     | TM-DSS; Water Pollution Control Ordinance   |
| <b>Waste Management Implications (Construction)</b> |           |  |   |                      |                                   |     |    |     |   |
| 7.6.1.1   | 6.3       | <p><b>Good Site Practices</b></p> <p>Recommendations for good site practices during the construction activities include:</p> <ul style="list-style-type: none"> <li>Obtain the relevant waste disposal permits from appropriate authorities, in accordance with the Waste Disposal Ordinance (Cap. 354) and subsidiary Regulations and the Land (Miscellaneous Provisions) Ordinance (Cap. 28);</li> </ul>   | Project construction site / Throughout construction stage / Until completion of all construction activities | Contractor           |                                   | ✓   |    |     | Waste Disposal Ordinance; Regulation and the Land (Miscellaneous Provisions) Ordinance; |

| EIA Ref. | EM&A Ref. | Environmental Protection Measures   | Location / Duration of measures / Timing of completion of measures  | Implementation Agent | Implementation Stage <sup>1</sup> |     |    |     | Relevant Legislation & Guidelines   |
|----------|-----------|---|---|----------------------|-----------------------------------|-----|----|-----|---|
|          |           |   |   |                      | Des                               | Con | Op | Dec |   |
|          |           | <ul style="list-style-type: none"> <li>Provide staff training for proper waste management and chemical handling procedures;</li> <li>Provide sufficient waste disposal points and regular waste collection;</li> <li>Provide appropriate measures to minimise windblown litter and dust during transportation of waste by either covering trucks or by transporting wastes in enclosed containers;</li> <li>Carry out regular cleaning and maintenance programme for drainage systems, sumps and oil interceptors;</li> <li>Separate chemical wastes for special handling and disposal to licensed facilities for treatment; and</li> <li>Employ licensed waste collectors to collect waste.</li> </ul>   |   |                      |                                   |     |    |     | Waste Disposal (Chemical Wastes) (General) Regulation;<br>Technical Circular (Works) No. 19/2005<br>Environmental Management on Construction Site |
| 7.6.1.2  | 6.3       | <b>Waste Reduction Measures</b><br>Recommendations to achieve waste reduction include: <ul style="list-style-type: none"> <li>Design foundation works to minimise the amount of excavated material to be generated;</li> <li>Provide training on the importance of site cleanliness and appropriate waste management procedures, including waste reduction, reuse and recycling;</li> <li>Sort demolition debris and excavated materials from demolition works to recover reusable/recyclable portions</li> <li>Segregation and storage of different types of waste in different containers or skips to enhance reuse or recycling of materials and their proper disposal</li> <li>Encourage collection of recyclable waste such as waste paper and aluminium cans by providing separate labelled bins to enable such waste to be segregated from other general refuse generated by the work force</li> <li>Plan the use of construction materials carefully to minimise amount of waste generated and avoid unnecessary generation of waste</li> </ul> | Project construction site / Throughout construction stage / Until completion of all construction activities | Contractor           | ✓                                 | ✓   |    |     | Waste Disposal Ordinance  |
| 7.6.1.3  | 6.3       | <b>Excavated and C&amp;D Materials</b><br>In order to minimise impacts resulting from collection and transportation of C&D material for off-site disposal, the  | Project construction site / Throughout construction stage / Until completion                                | Contractor           | ✓                                 | ✓   |    |     | Waste Disposal Ordinance ;<br>DEVB Technical  |

| EIA Ref. | EM&A Ref. | Environmental Protection Measures   | Location / Duration of measures / Timing of completion of measures  | Implementation Agent | Implementation Stage <sup>1</sup> |     |    |     | Relevant Legislation & Guidelines   |
|----------|-----------|---|---|----------------------|-----------------------------------|-----|----|-----|---|
|          |           |   |   |                      | Des                               | Con | Op | Dec |   |
|          |           | excavated materials should be reused on-site as fill material as backfilling material and for landscaping works far as practicable. Other mitigation requirements are:<br><ul style="list-style-type: none"> <li>A Waste Management Plan (WMP), which becomes part of the Environmental Management Plan (EMP), should be prepared in accordance with ETWB TC(W) No.19/2005;</li> <li>A recording system for the amount of wastes generated, recycled and disposed of (including the disposal sites) should be adopted for easy tracking; and</li> <li>In order to monitor the disposal of excavated and non-inert C&amp;D material at public filling facilities and landfills and to control fly-tipping, a trip-ticket system should be adopted (refer to DEVB TC(W) No. 6/2010).</li> </ul>   | of all construction activities  |                      |                                   |     |    |     | Circular (Works) No.6/2010 for Trip Ticket System for Disposal of Construction & Demolition Materials;<br>Technical Circular (Works) No. 19/2005<br>Environmental Management on Construction Site |
| 7.6.1.4  | 6.3       | <b>Chemical Waste</b><br>Should chemical wastes be produced at the construction site, the Contractor would be required to register with EPD as a Chemical Waste Producer and to follow the guidelines stated in the Code of Practice on the Packaging, Labelling and Storage of Chemical Wastes. Good quality containers compatible with the chemical wastes should be used, and incompatible chemicals should be stored separately. Appropriate labels should be securely attached on each chemical waste container indicating the corresponding chemical characteristics of the chemical waste (such as explosive, flammable, oxidizing, irritant, toxic, harmful, or corrosive). The Contractor should employ a licensed collector to transport and dispose of the chemical wastes, to either the CWTC in Tsing Yi, or any other licensed facilities, in accordance with the Waste Disposal (Chemical Waste) (General) Regulation. | Project construction site / Throughout construction stage / Until completion of all construction activities | Contractor           |                                   | ✓   |    |     | Code of Practice on the Packaging Labelling and Storage of Chemical Wastes;<br>Waste Disposal (Chemical Waste) (General) Regulation   |
| 7.6.1.5  | 6.3       | <b>General Refuse</b><br>General refuse should be stored in enclosed bins or compaction units separated from excavated and non-inert C&D materials. A reputable waste collector should be employed by the Contractor to remove general refuse from the site, separately from inert C&D materials. Preferably an enclosed and covered area should be provided to reduce the occurrence of 'wind blown' light material.   | Project construction site / Throughout construction stage / Until completion of all construction activities | Contractor           |                                   | ✓   |    |     | Waste Disposal Ordinance and Public Health and Municipal Services Ordinance - Public Cleansing and Prevention of Nuisances  |

| EIA Ref.                                  | EM&A Ref. | Environmental Protection Measures   | Location / Duration of measures / Timing of completion of measures  | Implementation Agent | Implementation Stage <sup>1</sup> |     |    |     | Relevant Legislation & Guidelines   |
|---|-----------|---|---|----------------------|-----------------------------------|-----|----|-----|---|
|   |           |   |   |                      | Des                               | Con | Op | Dec |   |
|   |           |   |   |                      |                                   |     |    |     | Regulation  |
| Waste Management Implications (Operation) |           |   |   |                      |                                   |     |    |     |   |
| 7.6.2.1                                   | 6.3       | <p><b>Good site practices</b></p> <p>Adoption of the following good operational practices should be recommended to minimise waste management impacts:</p> <ul style="list-style-type: none"> <li>Obtain the necessary waste disposal permits from the appropriate authorities, in accordance with the Waste Disposal Ordinance (Cap. 354), Waste Disposal (Chemical Waste) (General) Regulation and the Land (Miscellaneous Provision) Ordinance (Cap. 28);</li> <li>Nomination of an approved person to be responsible for good site practice, arrangements for collection and effective disposal to an appropriate facility of all wastes generated at the site;</li> <li>Use of a waste haulier licensed to collect specific category of waste;</li> <li>A trip-ticket system should be included as one of the contractual requirements and implemented by the Environmental Team to monitor the disposal of solid wastes at public filling facilities and landfills, and to control fly tipping. Reference should be made to DEVB TC(W) No. 6/2010.</li> <li>Training of site personnel in proper waste management and chemical waste handling procedures;</li> <li>Separation of chemical wastes for special handling and appropriate treatment at a licensed facility;</li> <li>Routine cleaning and maintenance programme for drainage systems, sumps and oil interceptors;</li> <li>Provision of sufficient waste disposal points and regular collection for disposal;</li> <li>Adoption of appropriate measures to minimise windblown litter and dust during transportation of waste, such as covering trucks or transporting wastes in enclosed containers; and,</li> <li>Implementation of a recording system for the amount of</li> </ul> | Construction site / On a regular basis / Throughout operation stage | OWTF Operator        |                                   |     | ✓  |     | <p>Waste Disposal Ordinance;</p> <p>Waste Disposal (Chemical Waste) (General);</p> <p>Regulation and the Land (Miscellaneous Provision) Ordinance;</p> <p>DEVB Technical Circular (Works) No. 6/2010.</p> |



| EIA Ref. | EM&A Ref. | Environmental Protection Measures  | Location / Duration of measures / Timing of completion of measures  | Implementation Agent | Implementation Stage <sup>1</sup> |     |    |     | Relevant Legislation & Guidelines  |
|----------|-----------|--|---|----------------------|-----------------------------------|-----|----|-----|--|
|          |           |  |   |                      | Des                               | Con | Op | Dec |  |
|          |           | wastes generated, recycled and disposed of (including the disposal sites).   |   |                      |                                   |     |    |     |  |
| 7.6.2.2  | 6.3       | <b>Waste reduction measures</b><br>Adoption of the following good operational practices should be recommended to ensure waste reduction: <ul style="list-style-type: none"> <li>Segregation and storage of different types of waste in different containers, skips or stockpiles to enhance reuse or recycling of materials and their proper disposal;</li> <li>Encourage collection of aluminium cans, plastic bottles and packaging material (e.g. carton boxes) and office paper by individual collectors. Separate labelled bins should be provided to help segregate this waste from other general refuse generated by the work force; and</li> <li>Any unused chemicals or those with remaining functional capacity should be reused as far as practicable.</li> </ul> | Construction site / On a regular basis / Throughout operation stage | OWTF Operator        |                                   |     | ✓  |     | Waste Disposal Ordinance;<br>Waste Disposal (Chemical Waste) (General);<br>Regulation and the Land (Miscellaneous Provision) Ordinance |
| 7.6.2.3  | 6.3       | <b>Waste generated from pre-treatment process</b><br>Wastes generated from pre-treatment process should be recycled as far as possible. Wastes generated from pre-treatment process should also be separated from any chemical waste and stored in covered skips. The recyclables should be collected by licensed collectors, while the rest of the waste should be removed from the site on a daily basis to minimise odour, pest and litter impacts. Open burning must be strictly prohibited.   | Pre-treatment process / Throughout operation stage                  | OWTF Operator        |                                   |     | ✓  |     | Waste Disposal (Chemical Waste) (General)  |
| 7.6.2.4  | 6.3       | <b>Chemical Waste</b> <ul style="list-style-type: none"> <li>Chemical waste generated from machinery maintenance and servicing should be managed in accordance with the Code of Practice on the Packaging, Labelling and storage of Chemical Wastes under the provisions of Waste Disposal (Chemical Waste) (General) Regulation. The chemical waste should be collected by drum-type containers and, when transported off-site, removed by licensed chemical waste contractors. Alternatively, some of the chemical waste may be retained on-site for re-use by the Project in the manufacture of biogas or other products, subject to their composition being confirmed as suitable for such application.</li> </ul>   | Construction site<br>Throughout operation stage                     | OWTF Operator        |                                   |     | ✓  |     | Code of Practice on the Packaging Labelling and Storage of Chemical Wastes;<br>Waste Disposal (Chemical Waste) (General) Regulation    |

| EIA Ref.                                | EM&A Ref. | Environmental Protection Measures  | Location / Duration of measures / Timing of completion of measures  | Implementation Agent | Implementation Stage <sup>1</sup> |     |    |     | Relevant Legislation & Guidelines |
|---|-----------|--|---|----------------------|-----------------------------------|-----|----|-----|-----------------------------------|
|   |           |  |   |                      | Des                               | Con | Op | Dec |                                   |
|   |           | <ul style="list-style-type: none"> <li>Plant / equipment maintenance schedules should be planned in order to minimise the generation of chemical waste.</li> <li>Non-recyclable chemical wastes and lubricants should be disposed of at appropriate facilities, such as CWTC. Copies or counterfoils from collection receipts issued by the licensed waste collector should be kept for recording purpose.</li> <li>Recyclable chemical waste will be transported off-site for treatment by a licensed collector. The Contractor will need to register with EPD as a chemical waste producer.</li> </ul>   |   |                      |                                   |     |    |     |                                   |
| 7.6.2.5                                 | 6.3       | <b>General Refuse</b> <ul style="list-style-type: none"> <li>Waste generated in site offices should be reduced through segregation and collection of recyclables. To promote the recycling of wastes such as used paper, aluminium cans and plastic bottles, it is recommended that recycling bins should be clearly labelled and placed at locations with easy access. For the collection of recyclable materials, they should be collected by licensed collectors.</li> <li>General refuse, other than segregated recyclable wastes, should be separated from any chemical waste and stored in covered skips. The general refuse should be removed from the site on a daily basis to minimise odour, pest and litter impacts. Also, open burning of refuse must be strictly prohibited.</li> </ul> | Construction site / On a regular basis / Throughout operation stage | OWTF Operator        |                                   |     | ✓  |     | Waste Disposal Ordinance          |
| <b>Ecological Impact (Construction)</b> |           |  |   |                      |                                   |     |    |     |                                   |
| 8.7                                     | 7.3       | For precautionary purposes and to further ensure that no wild flora species of conservation interest will be affected, prior to commencement of any construction works, it is recommended to conduct a detailed vegetation survey as baseline monitoring to update the exact locations, number and condition of individuals of <i>Aquilaria sinensis</i> and any other floral species of conservation interest within the Project Area. A Vegetation Survey Report summarizing the findings and recommendations of the detailed vegetation survey should be prepared and submitted to AFCD for approval no later than one month prior to commencement of construction works.   | Before Project commencement   | OWTF Operator        | ✓                                 |     |    |     | EIAO-TM                           |
| 8.7                                     | 7.3       | During construction phase, erection of a temporary protective  | Throughout construction   | OWTF Operator        |                                   |     | ✓  |     | EIAO-TM                           |

| EIA Ref.  | EM&A Ref.       | Environmental Protection Measures  | Location / Duration of measures / Timing of completion of measures                                  | Implementation Agent | Implementation Stage <sup>1</sup> |     |    |     | Relevant Legislation & Guidelines     |
|---|-----------------|--|---|----------------------|-----------------------------------|-----|----|-----|---------------------------------------|
|   |                 |  |   |                      | Des                               | Con | Op | Dec |                                       |
|   |                 | fence along the plantation area where trees and vegetation, including those of conservation concern identified under the detailed vegetation survey, would be retained within the Project Area is recommended for precautionary purposes to avoid any potential impact from construction activities such as vehicle movement and materials storage. Establishment of the protective fence could also raise the awareness of personnel to be present and protection of the plants. While the protective fence should be properly maintained, monitoring of individuals of <i>Aquilaria sinensis</i> and any other floral species of conservation interest identified in the detailed vegetation survey during construction phase on a monthly basis should be conducted to make sure that they are not affected by the construction works of the Project.   | stage   |                      |                                   |     |    |     |                                       |
| <b>Ecological Impact (Operation)</b>              |                 |  |   |                      |                                   |     |    |     |                                       |
| No mitigation measure is required.                |                 |  |   |                      |                                   |     |    |     |                                       |
| <b>Landscape and Visual Impact (Construction)</b> |                 |  |   |                      |                                   |     |    |     |                                       |
| Table 10.7 (CP1)                                  | Table 8.1 (CP1) | <b>Preservation of Existing Vegetation</b><br>The development proposals would avoid disturbance to the existing trees as far as practicable within the confines of the development site. A preliminary tree survey has been undertaken to establish the existing resources. A tree survey review with formal tree removal application will be submitted to the relevant government departments for approval in accordance with ETWB TC(W) 03/2006 Tree Preservation, during the detailed design phase of the Project. Based on the preliminary findings it would be possible to retain 441 of the existing trees. If possible, all trees which are not in conflict with the proposals would be retained and shall be protected through the means of fencing, where appropriate, to prevent potential damage to tree canopies and root zones from vehicles and materials storage. Specifications for the protection of existing trees will be circulated to the relevant government authorities for approval together with the formal tree removal application. | Construction site / Throughout construction stage / Until completion of all construction activities | Contractor           | ✓                                 | ✓   |    |     | Technical Circular (Works) No. 3/2006 |
| Table 10.7 (CP2)                                  | Table 8.1 (CP2) | <b>Control of site construction activities</b><br>■ Storage of materials should be carefully arranged to minimise potential landscape and visual impact.   | Construction site / Throughout construction stage / Until completion                                | Contractor           | ✓                                 | ✓   |    |     | EIAO-TM                               |



| EIA Ref.                                       | EM&A Ref.       | Environmental Protection Measures   | Location / Duration of measures / Timing of completion of measures                                  | Implementation Agent              | Implementation Stage <sup>1</sup> |     |    |     | Relevant Legislation & Guidelines     |
|--|-----------------|---|---|-----------------------------------|-----------------------------------|-----|----|-----|---------------------------------------|
|  |                 |   |   |                                   | Des                               | Con | Op | Dec |                                       |
|  |                 | <ul style="list-style-type: none"> <li>The location and appearance of site accommodation should be carefully designed to minimise potential landscape and visual impact.</li> <li>Site lighting should be carefully designed to prevent light spillage,</li> <li>Extent of the works area and construction period should be minimised as far as practicable.</li> <li>Screen hoarding with compatible design to blend into the surrounding natural environment should be considered.</li> <li>Temporary works areas should be reinstated at the earliest possible opportunity.</li> </ul>   | of all construction activities  |                                   |                                   |     |    |     |                                       |
| Table 10.7 (CP3)                               | Table 8.1 (CP3) | <b>Transplantation of existing trees</b><br>Under current proposal, no tree is recommended to be transplanted since the trees in conflict with the proposed works are not suitable to be transplanted. However, should transplantation be proposed in the detailed design stage after an update tree survey, the recommended final recipient sites should be adjacent to their current locations. Enough time should be reserved for tree transplantation works to increase the survival rate of the transplanting trees. To ensure the survival of transplanted trees, protection work should be considered. The tree transplantation proposal will be submitted to relevant authorities for approval together with the formal tree removal application. | Construction site / Throughout construction stage / Until completion of all construction activities | Contractor                        | ✓                                 | ✓   |    |     | Technical Circular (Works) No. 3/2006 |
| <b>Landscape and Visual Impact (Operation)</b> |                 |   |   |                                   |                                   |     |    |     |                                       |
| Table 10.8 (OP1)                               | Table 8.2 (OP1) | <b>Design of the Proposed OWTF</b><br>OWTF will incorporate design features as part of design mitigation measures including <ul style="list-style-type: none"> <li><b>Integrated design approach</b> - the location of OWTF should be within the existing Livestock Waste Composting Plant, as far as technically feasible. The location and orientation of the OWTF should be away from landscape and visually sensitive areas such as ponds and woodlands.</li> <li><b>Building massing</b> – the proposed use of simple responsive design includes having specific height profile requirement</li> </ul>   | Construction site / During design stage   | Design Consultant / OWTF Operator | ✓                                 |     |    |     | EIAO-TM                               |

| EIA Ref.         | EM&A Ref.       | Environmental Protection Measures   | Location / Duration of measures / Timing of completion of measures | Implementation Agent              | Implementation Stage <sup>1</sup> |     |    |     | Relevant Legislation & Guidelines                 |
|------------------|-----------------|---|--|-----------------------------------|-----------------------------------|-----|----|-----|---|
|                  |                 |   |  |                                   | Des                               | Con | Op | Dec |   |
|                  |                 | <p>such as, single-storey, lower than the adjacent building structures, and avoiding large built structure for supporting facilities to reduce the intrusion of mass in the rural areas.</p> <ul style="list-style-type: none"> <li>▪ <b>Treatment of built structures</b> – the structural design should seek to reduce the apparent visual mass of the facilities further through the use of natural materials such as wooden frames or other sustainable materials such as recycled plastics.</li> <li>▪ <b>Responsive building finishes</b> – Natural tones should be considered for the colour palette for proposed structures. Non-reflective finishes are recommended on the outward facing building facades to reduce glare effect.</li> <li>▪ <b>Responsive lighting design</b> – Aesthetic design of architectural and lighting with following glare design measures: <ul style="list-style-type: none"> <li>– Directional and full cut off lighting is recommended within the boundaries of OWTF to minimise light spillage to the surroundings;</li> <li>– Minimise geographical spread of lighting, only applying for safety at the key access points and staircases; and</li> </ul> </li> </ul> <p>Limited lighting intensity to meet the minimum safety and operation requirement.</p> |  |                                   |                                   |     |    |     |   |
| Table 10.8 (OP2) | Table 8.2 (OP2) | <p><b>Amenity / Compensatory Planting</b></p> <p>Tree retention within the works area is considered to be important. New tree plantings will be concentrated in the proposed amenity areas along the boundaries of the site and along the exterior of OWTF buildings. Although a preliminary planting proposal is not yet available at the moment of producing this EIA Report, anticipated new tree planting within the Project site should be able to fully compensate for the loss of 14 trees proposed to be felled in terms of both quantity and quality. 441 existing trees will be retained through preserving them at their current locations. Establishment of newly planted trees is expected. Trees with high amenity value will be placed along the access routes to provide shade and soften the hard structures of OWTF buildings. Amenity plantings will utilise native tree species found on existing neighbouring slopes or</p>  | Construction site / during design and operation stage              | Design Consultant / OWTF Operator | ✓                                 |     | ✓  |     | Technical Circular (Works) Nos. 7/2002 and 3/2006 |

| EIA Ref.         | EM&A Ref.       | Environmental Protection Measures   | Location / Duration of measures / Timing of completion of measures | Implementation Agent              | Implementation Stage <sup>1</sup> |     |    |     | Relevant Legislation & Guidelines   |
|------------------|-----------------|---|--|-----------------------------------|-----------------------------------|-----|----|-----|---|
|                  |                 |   |  |                                   | Des                               | Con | Op | Dec |   |
|                  |                 | woodland areas to improve the ecological connectivity between existing habitats and create a coherent landscape network. Tree species with aggressive roots should be avoided to prevent damage to OWTF buildings and structures. Trees with high or moderate amenity value and low to medium maintenance should be considered as part of landscape resource enhancement. Recommended tree species include <i>Celtis sinensis</i> and <i>Liquidambar formosana</i> . These proposals will be subjected to review at detail design stage of the Project.   |  |                                   |                                   |     |    |     |   |
| Table 10.8 (OP3) | Table 8.2 (OP3) | <b>Treatment of Slopes</b><br>In accordance with GEO Publication No. 1/2011 "Technical Guidelines on Landscape Treatment for Slopes", these engineering structures will be aesthetically enhanced through the use of soft landscape works including tree and shrub planting to give man-made slopes a natural appearance, blending into the natural landscape. Whip-sized plantings are preferred on the face of soil cut slopes, at the crest and toe of the slope and within berm planters. These smaller, younger plants can adapt to their new growing conditions quicker than larger sized stock and establish a naturalistic effect rapidly. Recommended tree species include <i>Mallotus paniculatus</i> , <i>Broussonetia papyrifera</i> and <i>Alangium chinense</i> . | Construction site / during design and operation stage              | Design Consultant / OWTF Operator | ✓                                 |     | ✓  |     | GEO Publication No. 1/2011 "Technical Guidelines on Landscape Treatment for Slopes" |
| Table 10.8 (OP4) | Table 8.2 (OP4) | <b>Amenity enhancement</b><br>Rooftop greening and vertical greening to mitigate the visual impact of taller structures can soften the façade of OWTF structures. Frameworks utilised for vertical greening should appear naturalistic.   | Construction site / during design and operation stage              | Design Consultant / OWTF Operator | ✓                                 |     | ✓  |     | Technical Circular (Works) No. 7/2002   |

Remarks:

1. Des – Design Stage, C – Construction Stage, O – Operation, Dec - Decommissioning