



JOB No.: TCS01062/19

**EPD CONTRACT NO. EP/SP/86/15
ORGANIC WASTE TREATMENT FACILITIES PHASE 2**

**QUARTERLY ENVIRONMENTAL MONITORING AND
AUDIT (EM&A) SUMMARY REPORT
(MARCH 2022 TO MAY 2022)**

**PREPARED FOR
AJA JOINT VENTURE**

Date	Reference No.	Prepared By	Certified By
23 June 2022	TCS01062/19/600/R0248v2	 Martin Li (Environmental Consultant)	 Tam Tak Wing (Environmental Team Leader)

Version	Date	Remarks
1	20 June 2022	First Submission
2	23 June 2022	Amended against IEC's comments

Your ref TCS1062/19/300/L0249
Our ref 271491/02-09/RC/VH/NL-3939
File ref 02-09

ARUP

Level 5 Festival Walk
80 Tat Chee Avenue
Kowloon Tong
Kowloon
Hong Kong

t +852 2528 3031

d +852 2268 3437

f +852 2268 3380

ricky-kh.chui@arup.com

www.arup.com

BY EMAIL (chriskwleung@cohl.com)

AJA Joint Venture
5/F, Tower A, Manulife Financial Centre
223-231 Wai Yip Street
Kwun Tong, Kowloon
Hong Kong

Attn: Mr. Chris Leung

5 July 2022

Dear Sir

Contract No. EP/SP/86/15
Organic Waste Treatment Facilities Phase 2
Quarterly Environmental Monitoring & Audit Report (March to May 2022)

Referring to your report referenced above dated 23 June 2022, we hereby verify that the captioned report ref. no. TCS01062/19/600/R0248v2 complied in general with the requirements as set out in the EM&A Manual.

Should you have any queries, please contact the undersigned at 2268 3437.

Yours faithfully



Ricky Chui
Independent Environmental Checker

cc EPD – Ms. Queenie Ng, Mr. Sunny Chiu, Mr. Jason Tsang, Miss Cherry Ho
Mr. Julian Lam, Mr. W.W. Lau, Mr. Peter Wong, Mr. Peter Tang
Mr. Gilbert Wong
AECOM – Mr. Desmond Ng, Mr. Ben Tsang, Mr. Philip Cheung
Mr. K. C. Chu, Mr. Ivan Yung, Mr. YW Mok, Ms. Karie Ng
Mr. W.W. Tong, Mr. Y.K. Pang, Ms. Rachel Zu
AJA JV – Mr. Johnny Leung, Ms Tso So Fong, Mr. Tse Man Kit
Mr. Salinda Palipana, Mr. Gabriel Wong, Ms. Beth Biddle
AUES – Mr. T.W. Tam, Mr. Martin Li

EXECUTIVE SUMMARY

- ES01 This is the 10th Quarterly Environmental Monitoring and Audit (EM&A) Summary Report for the Service Contract to summarized environmental monitoring results and inspection findings during the period from **1 March 2022 to 31 May 2022** (hereinafter 'the Reporting Period').

ENVIRONMENTAL MONITORING AND AUDIT ACTIVITIES

- ES02 Environmental monitoring activities under the EM&A program in this Reporting Period are summarized in the following table.

Table ES-1 Summary of Environmental Monitoring Activities Undertaken in the Reporting Period

Issues	Environmental Monitoring Parameters / Inspection	Sessions
Construction Noise	Leq (30min) Daytime	48
Construction Noise during Restricted Hours	Leq (5min) during restricted hours 19:00-07:00 including public holidays and Sundays	104
Inspection / Audit	ET Regular Environmental Site Inspection	13

BREACH OF ACTION AND LIMIT (A/L) LEVELS

- ES03 No daytime and restricted hour construction noise monitoring exceedance was recorded in this Reporting Period. The statistics of environmental exceedance and investigation of exceedance are summarized in the following table.

Table ES-2 Summary of Environmental Monitoring Parameter Exceedance in the Reporting Period

Environmental Issues	Monitoring Parameters	Action Level	Limit Level	Event & Action	
				Investigation Results	Corrective Actions
Construction Noise	Leq _{30min} Daytime	0	0	NA	NA
	Leq _{5min} Restricted hour	0	0	NA	NA

SITE INSPECTION

- ES04 During the Reporting Period, weekly joint site inspections were undertaken to evaluate the site environmental performance. No non-compliances were observed during the weekly site inspection and environmental audit of the Reporting Period. Minor deficiencies found in the weekly site inspection were in general rectified within the specified deadlines. The environmental performance of the Project was therefore considered satisfactory.

ENVIRONMENTAL COMPLAINT

- ES05 No environmental complaint was recorded in this Reporting Period for the Project. The statistics of environmental complaint are summarized in the following table.

Table ES-3 Summary of Environmental Complaint Records in the Reporting Period

Reporting Period	Environmental Complaint Statistics			Related with the Works Contract
	Frequency	Cumulative	Complaint Nature	
1 – 31 March 2022	0	3	NA	NA
1 – 30 April 2022	0	3	NA	NA
1 – 31 May 2022	0	3	NA	NA

NOTIFICATION OF SUMMONS AND SUCCESSFUL PROSECUTIONS

- ES06 No environmental summons or prosecutions was received in this Reporting Period for the Project. The statistics of environmental summons or prosecutions are summarized in the following tables.

Table ES-4 Summary of Environmental Summons Records in the Reporting Period

Reporting Period	Environmental Summons Statistics			Related with the Works Contract
	Frequency	Cumulative	Complaint Nature	
1 – 31 March 2022	0	0	NA	NA
1 – 30 April 2022	0	0	NA	NA
1 – 31 May 2022	0	0	NA	NA

Table ES-5 Summary of Environmental Prosecutions Records in the Reporting Period

Reporting Period	Environmental Prosecution Statistics			Related with the Works Contract
	Frequency	Cumulative	Complaint Nature	
1 – 31 March 2022	0	0	NA	NA
1 – 30 April 2022	0	0	NA	NA
1 – 31 May 2022	0	0	NA	NA

REPORTING CHANGE

ES07 No reporting change was made in this Reporting Period.

FUTURE KEY ISSUES

ES08 Construction noise would be a key environmental issue during construction work of the Project. Noise mitigation measures such as using quiet plants should be implemented in accordance with the EM&A requirement.

ES09 In addition, all effluent discharge from the construction site shall fulfill the discharge licence stipulation.

Table of Contents

1. INTRODUCTION	1
1.1 PROJECT BACKGROUND	1
1.2 REPORT STRUCTURE	1
2. PROJECT ORGANIZATION AND CONSTRUCTION PROGRESS	2
2.1 PROJECT ORGANIZATION AND CONSTRUCTION PROGRESS	2
2.2 CONSTRUCTION PROGRESS	2
2.3 SUMMARY OF ENVIRONMENTAL SUBMISSIONS	3
3. SUMMARY OF IMPACT MONITORING REQUIREMENTS	4
3.1 GENERAL	4
3.2 MONITORING PARAMETERS	4
3.3 MONITORING LOCATIONS	4
3.4 MONITORING FREQUENCY AND PERIOD	4
3.5 MONITORING EQUIPMENT	4
3.6 ACTION/LIMIT (A/L) LEVELS	5
4. CONSTRUCTION NOISE MONITORING	6
4.1 GENERAL	6
4.2 RESULTS OF NOISE MONITORING	6
5. WASTE MANAGEMENT	7
5.1 GENERAL WASTE MANAGEMENT	7
5.2 RECORDS OF WASTE QUANTITIES	7
6. SITE INSPECTION	8
6.1 REQUIREMENTS	8
6.2 FINDINGS / DEFICIENCIES DURING THE REPORTING PERIOD	8
7. ENVIRONMENTAL COMPLAINT, NOTIFICATIONS OF SUMMONS AND SUCCESSFUL PROSECUTIONS	9
7.1 ENVIRONMENTAL COMPLAINT, SUMMONS AND PROSECUTION	9
8. ENVIRONMENTAL MITIGATION IMPLEMENTATION SCHEDULE	10
8.1 GENERAL REQUIREMENTS	10
9. CONCLUSIONS AND RECOMMENDATIONS	11
9.1 CONCLUSIONS	11
9.2 RECOMMENDATIONS	11

LIST OF TABLES

TABLE 2-1	STATUS OF ENVIRONMENTAL LICENSES AND PERMITS OF THE PROJECT
TABLE 3-1	SUMMARY OF EM&A REQUIREMENTS
TABLE 3-2	IMPACT MONITORING STATIONS - CONSTRUCTION NOISE
TABLE 3-3	ACTION AND LIMIT LEVELS FOR CONSTRUCTION NOISE
TABLE 4-1	SUMMARY OF CONSTRUCTION NOISE MONITORING RESULTS
TABLE 4-2	SUMMARY OF ADDITIONAL NOISE MONITORING RESULTS DURING RESTRICTED HOURS
TABLE 4-3	SUMMARIES OF ACTION/LIMIT LEVEL EXCEEDANCE OF CONSTRUCTION NOISE
TABLE 5-1	SUMMARY OF QUANTITIES OF INERT C&D MATERIALS
TABLE 5-2	SUMMARY OF QUANTITIES OF C&D WASTES
TABLE 6-1	SITE OBSERVATIONS DURING THE WEEKLY INSPECTION
TABLE 7-1	STATISTICAL SUMMARY OF ENVIRONMENTAL COMPLAINTS
TABLE 7-2	STATISTICAL SUMMARY OF NOTIFICATION OF SUMMONS
TABLE 7-3	STATISTICAL SUMMARY OF SUCCESSFUL PROSECUTION
TABLE 8-1	ENVIRONMENTAL MITIGATION MEASURES

LIST OF APPENDICES

APPENDIX A	LAYOUT PLAN OF THE PROJECT
APPENDIX B	ORGANIZATION CHART
APPENDIX C	MONITORING LOCATIONS FOR IMPACT MONITORING
APPENDIX D	3-MONTH ROLLING CONSTRUCTION PROGRAMME
APPENDIX E	GRAPHICAL PLOTS OF MONITORING RESULTS
APPENDIX F	METEOROLOGICAL INFORMATION
APPENDIX G	WASTE FLOW TABLE
APPENDIX H	ENVIRONMENTAL MITIGATION IMPLEMENTATION SCHEDULE

1. INTRODUCTION

1.1 PROJECT BACKGROUND

1.1.1 Environmental Protection Department (hereinafter referred as “EPD”) is the Project Proponent for the Project “*Organic Waste Treatment Facilities Phase 2*” (hereinafter referred as “the Project”). The Project is a Designated Project to be implemented under Environmental Permit No. EP-460/2013 (hereinafter referred as “the EP”). The major construction work of the Project included:

- (i) Demolition and removal of the existing above ground structures of the Sha Ling Livestock Waste Composting Plant (SLCP);
- (ii) Construction of superstructure for an administration building and enclosed waste reception area;
- (iii) Installation of treatment facilities including waste pre-treatment equipment, digesters, biogas holding tanks, composting, wastewater treatment, air treatment systems; and
- (iv) Facilities for biogas processing, utilization and transmission;

1.1.2 AJA Joint Venture (hereinafter referred as “AJAJV”) has been awarded the *EPD Contract No. EP/SP/86/15 “Organic Waste Treatment Facilities Phase 2”*. In accordance with the Works Contract requirements, AJAJV shall take over the responsibility of the EP. Based on the requirement, Further Environmental Permit application was submitted by AJAJV to EPD on 10 September 2019 and granted on 2 October 2019. A variation of Further Environmental Permit was submitted on 21 August 2020 and granted on 14 September 2020. The Further Environmental Permit is named as FEP-01/460/2013/A.

1.1.3 According to the approved Environmental Monitoring and Audit Manual (hereinafter referred as “the EM&A Manual”), AJAJV employed Action-United Environmental Services & Consulting (hereinafter referred as “AUES”) as Environmental Team (hereinafter referred as “ET”) to implement monitoring programme and as well as the associated duties.

1.1.4 According to the EM&A Manual, construction noise was identified as the only key environmental issue during the construction phase of the Project and it is required to carry out construction noise monitoring throughout the construction phase. Furthermore, baseline noise monitoring as part of the EM&A programmes shall be conducted prior to the commencement of the construction works under the Project. Thus, baseline noise monitoring was conducted by ET from **25 September 2019 to 8 October 2019**. The baseline monitoring report compiled by the ET was verified by Independent Environmental Checker (hereinafter the “IEC”) and was submitted to EPD on 19th November 2019 for endorsement.

1.1.5 This is the **10th** Quarterly EM&A Summary Report for the Service Contract to summarized monitoring results and inspection findings during the period from **1 March 2022 to 31 May 2022** (hereinafter ‘the Reporting Period’).

1.2 REPORT STRUCTURE

1.2.1 The Monthly Environmental Monitoring and Audit (EM&A) Report is structured into the following sections:-

Section 1	<i>Introduction</i>
Section 2	<i>Project Organization and Construction Progress</i>
Section 3	<i>Summary of Impact Monitoring Requirements</i>
Section 4	<i>Construction Noise Monitoring</i>
Section 5	<i>Waste Management</i>
Section 6	<i>Site Inspections</i>
Section 7	<i>Environmental Complaints and Non-Compliance</i>
Section 8	<i>Implementation Status of Mitigation Measures</i>
Section 9	<i>Conclusions and Recommendations</i>

2. PROJECT ORGANIZATION AND CONSTRUCTION PROGRESS

2.1 PROJECT ORGANIZATION AND CONSTRUCTION PROGRESS

- 2.1.1 Organization structure and contact details of relevant parties with respect to on-site environmental management are shown in [Appendix B](#). Details of responsibilities of respective parties can be referred to EM&A Monthly Report.

2.2 CONSTRUCTION PROGRESS

- 2.2.1 3-month rolling construction program of the Project is enclosed in [Appendix D](#); and the major construction activities undertaken in the Reporting Period is presented as below:

March 2022

- GB@ WWTP Area – Roof Floor Columns & Wall and Underground Floor Slab
- RB – Roof Floor Columns & Wall and Underground Floor Slab
- AB – Roof Floor Columns & Wall and Underground Floor Roof Slab
- AD Tanks – AD1 & AD3 Lifting Work in progress, AD2 Lift Complete for E&M access and AD4 for E&M Installation
- Digestate Tank – Lift in progress

April 2022

- GB@ WWTP Area – Roof Floor Columns & Wall and Underground Floor Slab
- RB – Roof Floor Columns & Wall and Underground Floor Slab
- AB – Roof Floor Columns & Wall and Underground Floor Roof Slab
- AD Tanks – AD1 & AD3 Lifting Work in progress, AD2 Lift Complete for E&M access and AD4 for E&M Installation
- Digestate Tank – Lift in progress

May 2022

- GB@ WWTP Area – Roof Floor Columns & Wall and Underground Floor Slab
- RB – Roof Floor Columns & Wall and Underground Floor Slab
- AB – Roof Floor Columns & Wall and Underground Floor Roof Slab
- AD Tanks – AD1 & AD3 Lifting Work in progress, AD2 Lift Complete for E&M access and AD4 for E&M Installation
- Digestate Tank – Lift in progress

2.3 SUMMARY OF ENVIRONMENTAL SUBMISSIONS

2.3.1 Summary of the relevant permits, licenses, and/or notifications on environmental protection for the Project of contract 1 are presented in *Tables 2-1*.

Table 2-1 Status of Environmental Licenses and Permits of the Project

Item	Description	License/Permit Status			
		Permit no./ account no./ Ref. no.	Valid Period		Status
			From	To	
1	Notification pursuant to Air pollution Control (Construction Dust) Regulation	Application No. 448863	9 Sep 2019	NA	Valid
2	Chemical Waste Producer Registration	Ref. no.: 5211-641-A295 7-01	9 Oct 2019	NA	Valid
3	Water Pollution Control Ordinance - Discharge License	Application No. 448913	--	--	Application made on 10 Sep 2019
4	Waste Disposal Regulation - Billing Account for Disposal of Construction Waste	Account no. 7035307	2 Oct 2019	NA	Valid
5	Further Environmental Permit	FEP-01/460/201 3/A	14 Sep 2020	NA	Valid
6	Construction Noise Permit	GW-RN0063-22	03 Feb 2022	02 May 2022	Expired on 2 May 2022
		GW-RN0356-22	03 May 2022	02 Nov 2022	Valid
7	Water Discharge License	WT00035196-2 019	20 Mar 2020	31 Mar 2025	Valid

3. SUMMARY OF IMPACT MONITORING REQUIREMENTS

3.1 GENERAL

- 3.1.1 According to Environmental Monitoring and Audit requirements set out in the Approved EM&A manual, construction noise was identified as the only key environmental issues during the construction phase of the Project.

3.2 MONITORING PARAMETERS

- 3.2.1 The construction noise monitoring requirement stated in the approved EM&A Manual is summarized in *Table 3-1*.

Table 3-1 Summary of EM&A Requirements

Environmental Issue	Parameters
Noise	<ul style="list-style-type: none"> Leq(30min) in normal working days (Monday to Saturday) 07:00-19:00 except public holiday Supplementary information for data auditing, statistical results such as L₁₀ and L₉₀ shall also be obtained for reference Leq(5min) if construction works are extended to restricted hours 19:00-07:00 including public holidays and Sundays

3.3 MONITORING LOCATIONS

- 3.3.1 According to the EM&A Manual Section 4.2.3, four (4) designated noise sensitive receivers (NSR) were recommended as construction noise monitoring stations. Since two of the designated monitoring locations N2 and N3 were found not accessible, alternative monitoring locations N2a and N3a were therefore proposed for the noise monitoring and were approved by EPD on 1 June 2021. Details of the locations for construction noise monitoring in the Reporting Period is listed in *Table 3-2* and showed in *Appendix C*.

Table 3-2 Impact Monitoring Stations – Construction Noise

ID	Location
N1	Village House No. 308, Sha Ling
N2a	Village House No. 318, Sha Ling
N3a	Village House No. 261, Sha Ling
N4	Village House in Sha Ling

3.4 MONITORING FREQUENCY AND PERIOD

- 3.4.1 Noise monitoring shall be conducted at the all available designated monitoring stations or alternative locations. The monitoring frequency shall depend on scale of the construction activities. According to EM&A manual, regular noise monitoring should be carried out once a week when noise generating activities are underway and the monitoring requirement is presented below:
- one set of Leq(30min) measurements between 07:00 and 19:00 hours on normal weekdays
- 3.4.2 If construction works are extended to restricted hours 19:00-07:00 in normal working days (Monday to Saturday), and 00:00-24:00 during public holidays including Sunday, additional weekly impact monitoring should be carried out during the respective restricted hour periods. Leq(5min) measurements should be employed during the restricted hours.

3.5 MONITORING EQUIPMENT

- 3.5.1 Sound level meter in compliance with the International Electrotechnical Commission Publications 651: 1979 (Type 1) and 804: 1985 (Type 1) specifications shall be used for carrying out the noise monitoring. The sound level meter shall be checked using an acoustic calibrator. The wind speed shall be checked with a portable wind speed meter capable of measuring the wind speed in ms⁻¹.

3.6 ACTION/LIMIT (A/L) LEVELS

- 3.6.1 Action and Limit levels for construction noise as stipulated in the approved Environmental Monitoring and Audit Manual are listed in **Tables 3-3**.

Table 3-3 Action and Limit Levels for Construction Noise

Monitoring Location	Action Level	Limit Level in dB(A)
Time Period:	0700-1900 hours on normal weekdays	
N1	When one or more documented complaints are received	75 dB(A)
N2a		
N3a		
N4		
Time Period:	19:00-07:00 in normal working days (Monday to Saturday), and 00:00-24:00 during public holidays including Sunday	
N1	When one or more documented complaints are received	60 dB(A)
N2a		
N3a		
N4		

Note: If works are to be carried out during restricted hours, the conditions stipulated in the construction noise permit issued by the Noise Control Authority should be followed.

4. CONSTRUCTION NOISE MONITORING

4.1 GENERAL

4.1.1 In the Reporting Period, construction noise monitoring was performed at monitoring location N1, N2a, N3a and N4.

4.2 RESULTS OF NOISE MONITORING

4.2.1 In the Reporting Period, a total of **48** sessions of daytime construction noise monitoring and **104** sessions of additional weekly noise monitoring during restricted hours were performed at the agreed monitoring locations in the reporting period. The daytime noise monitoring results and additional weekly noise monitoring results during restricted hours are summarized in **Table 4-1** and **Table 4-2**, respectively. The graphical plots of construction noise monitoring result are shown in **Appendix E**.

Table 4-1 Summary of Construction Noise Monitoring Results

Monitoring Location	Leq, 30min (dB(A))	
	Min	Max
N1	51.1	68.4
Record Date	23-Mar-22	20-Apr-22
N2	49.1	62.6
Record Date	5-May-22	14-Apr-22
N3a	62.7	71
Record Date	14-Apr-22	4-Apr-22
N4	52.4	66.5
Record Date	29-Mar-22	4-Apr-22

Table 4-2 Summary of Additional Noise Monitoring Results during Restricted Hours

Monitoring Location	Leq, 5min (dB(A))	
	Min	Max
N1	47.3	59.5
Record Date	13-Mar-22	8-May-22
N2	47.5	59
Record Date	3-Mar-22	20-Mar-22
N3a	49.9	58.9
Record Date	24-Apr-22	15-Apr-22
N4	42.2	59
Record Date	6-Mar-22	24-Apr-22

4.2.2 Summary of A/L Level exceedance of construction noise and statistical analysis of compliance for construction noise monitoring results are summarized in **Table 4-3**.

TABLE 4-3 Summaries of Action/Limit Level Exceedance of Construction Noise

Station	Limit Level	Action Level	Received Date
N1	0	0	NA
N2	0		
N3a	0		
N4	0		

- 4.2.3 As shown in **Table 4-1**, all the measured results during normal daytime were below 75 dB(A) of the acceptance criteria. In addition, all the measured results during restricted hours shown in **Table 4-2** were below 60 dB(A) of the acceptance criteria as set out in Technical Memorandum on Noise from Construction Work other than Percussive Piling. No adverse weather condition which may affect the monitoring result was encountered during the course of noise monitoring in the reporting period. Furthermore, no documented complaint is received, indicating no exceedance of Action Level.

5. WASTE MANAGEMENT

5.1 GENERAL WASTE MANAGEMENT

5.1.1 Waste management was carried out by an on-site Environmental Officer or an Environmental Supervisor from time to time.

5.2 RECORDS OF WASTE QUANTITIES

5.2.1 All types of waste arising from the construction work are classified into the following:

- Construction & Demolition (C&D) Material;
- Chemical Waste;
- General Refuse; and
- Excavated Soil.

5.2.2 The quantities of waste for disposal in this Reporting Period are summarized in *Tables 5-1* and *5-2*.

Table 5-1 Summary of Quantities of Inert C&D Materials

Type of Waste	Quantity			Disposal Location
	Mar 2022	Apr 2022	May 2022	
Total C&D Materials (Inert) ('000m ³)	0	0	0	-
Reused in this Contract (Inert) ('000m ³)	0	0	0	-
Reused in other Projects (Inert) ('000m ³)	0	0	0	-
Disposal as Public Fill (Inert) ('000m ³)	0.285	1.961	0.612	TM38

Table 5-2 Summary of Quantities of C&D Wastes

Type of Waste	Quantity			Disposal Location
	Mar 2022	Apr 2022	May 2022	
Recycled Metal ('000kg)	0	0	0	-
Recycled Paper / Cardboard Packing ('000kg)	0	0	0	-
Recycled Plastic ('000kg)	0	0	0	-
Chemical Wastes ('000kg)	0	0	0	-
General Refuses ('000m ³)	0.166	0.175	0.148	NENT

6. SITE INSPECTION

6.1 REQUIREMENTS

- 6.1.1 According to the approved EM&A Manual, the environmental site inspection shall be formulated by ET Leader. Weekly environmental site inspections should be carried out to confirm the environmental performance.

6.2 FINDINGS / DEFICIENCIES DURING THE REPORTING PERIOD

- 6.2.1 In the Reporting Period, **13** events of joint site inspection by the Employer's Representative (ER), ET, IEC and the Contractor were undertaken for the Contract to evaluate the site environmental performance. No non-compliance was identified during the site inspection. The summaries of findings / deficiencies recorded in the site inspection during the Reporting Period are presented in **Table 6-1**.
- 6.2.2 The findings / deficiencies of the Project observed during the weekly site inspection are listed in **Table 6-1**.

Table 6-1 Summary of Reminders/Observations of Site Inspection in Reporting Period

Reporting Period	Date of site inspection	Nos. of findings / reminders	Follow-Up Status
March 2022	2, 9, 16, 23 and 30 March 2022	5	Completed
April 2022	6, 13, 20 and 27 April 2022	4	Completed
May 2022	4, 11, 18 and 25 May 2022	4	Completed

7. ENVIRONMENTAL COMPLAINT, NOTIFICATIONS OF SUMMONS AND SUCCESSFUL PROSECUTIONS

7.1 ENVIRONMENTAL COMPLAINT, SUMMONS AND PROSECUTION

- 7.1.1 In the Reporting Period, no environmental complaint, summons and prosecution under the EM&A Programme was lodged for the project. The statistical summary table of environmental complaint is presented in *Tables 7-1, 7-2 and 7-3*.

Table 7-1 Statistical Summary of Environmental Complaints

Reporting Period	Environmental Complaint Statistics		
	Frequency	Cumulative	Complaint Nature
1 – 31 March 2022	0	3	NA
1 – 30 April 2022	0	3	NA
1 – 31 May 2022	0	3	NA

Table 7-2 Statistical Summary of Notification of Summons

Reporting Period	Environmental Summons Statistics		
	Frequency	Cumulative	Summons Nature
1 – 31 March 2022	0	0	NA
1 – 30 April 2022	0	0	NA
1 – 31 May 2022	0	0	NA

Table 7-3 Statistical Summary of Successful Prosecutions

Reporting Period	Environmental Prosecution Statistics		
	Frequency	Cumulative	Prosecution Nature
1 – 31 March 2022	0	0	NA
1 – 30 April 2022	0	0	NA
1 – 31 May 2022	0	0	NA

ENVIRONMENTAL MITIGATION IMPLEMENTATION SCHEDULE

7.2 GENERAL REQUIREMENTS

- 7.2.1 The environmental mitigation measures that recommended in the Environmental Mitigation Implementation Schedule (EMIS) in the approved EM&A Manual covered the issues of dust, noise, water and waste and they are summarized presented in [Appendix H](#).
- 7.2.2 AJAJV had been implementing the required environmental mitigation measures according to the Environmental Monitoring and Audit Manual subject to the site condition. Environmental mitigation measures generally implemented by AJAJV in this Reporting Period are summarized in [Table 8-1](#).

Table 8-1 Environmental Mitigation Measures

Issues	Environmental Mitigation Measures
Water Quality	<ul style="list-style-type: none"> Any wastewater generated should be appropriately treated by treatment facilities; Drainage channels were provided to convey run-off into the treatment facilities; and Drainage systems were regularly and adequately maintained.
Air Quality	<ul style="list-style-type: none"> Regular watering to reduce dust emissions from all exposed site surface, particularly during dry weather; Frequent watering for particularly dusty construction areas and areas close to air sensitive receivers; Cover all excavated or stockpile of dusty material by impervious sheeting or sprayed with water to maintain the entire surface wet; Public roads around the site entrance/exit had been kept clean and free from dust; and Tarpaulin covering of any dusty materials on a vehicle leaving the site.
Noise	<ul style="list-style-type: none"> Good site practices to limit noise emissions at the sources; Use of quiet plant and working methods; Use of site hoarding or other mass materials as noise barrier to screen noise at ground level of NSRs; Use of shrouds/temporary noise barriers to screen noise from relatively static PMEs; Alternative use of plant items within one worksite, where practicable.
Waste Management	<ul style="list-style-type: none"> Any excavated material should be reused on site as far as possible to minimize off-site disposal. Scrap metals or abandoned equipment should be recycled if possible; Waste arising should be kept to a minimum and be handled, transported and disposed of in a suitable manner; Trip ticket system for the disposal of C&D materials to any designed public filling facility and/or landfill was implemented; and Chemical waste shall be handled in accordance with the Code of Practice on the Packaging, Handling and Storage of Chemical Wastes.
General	<ul style="list-style-type: none"> The site was generally kept tidy and clean.

8. CONCLUSIONS AND RECOMMENDATIONS

8.1 CONCLUSIONS

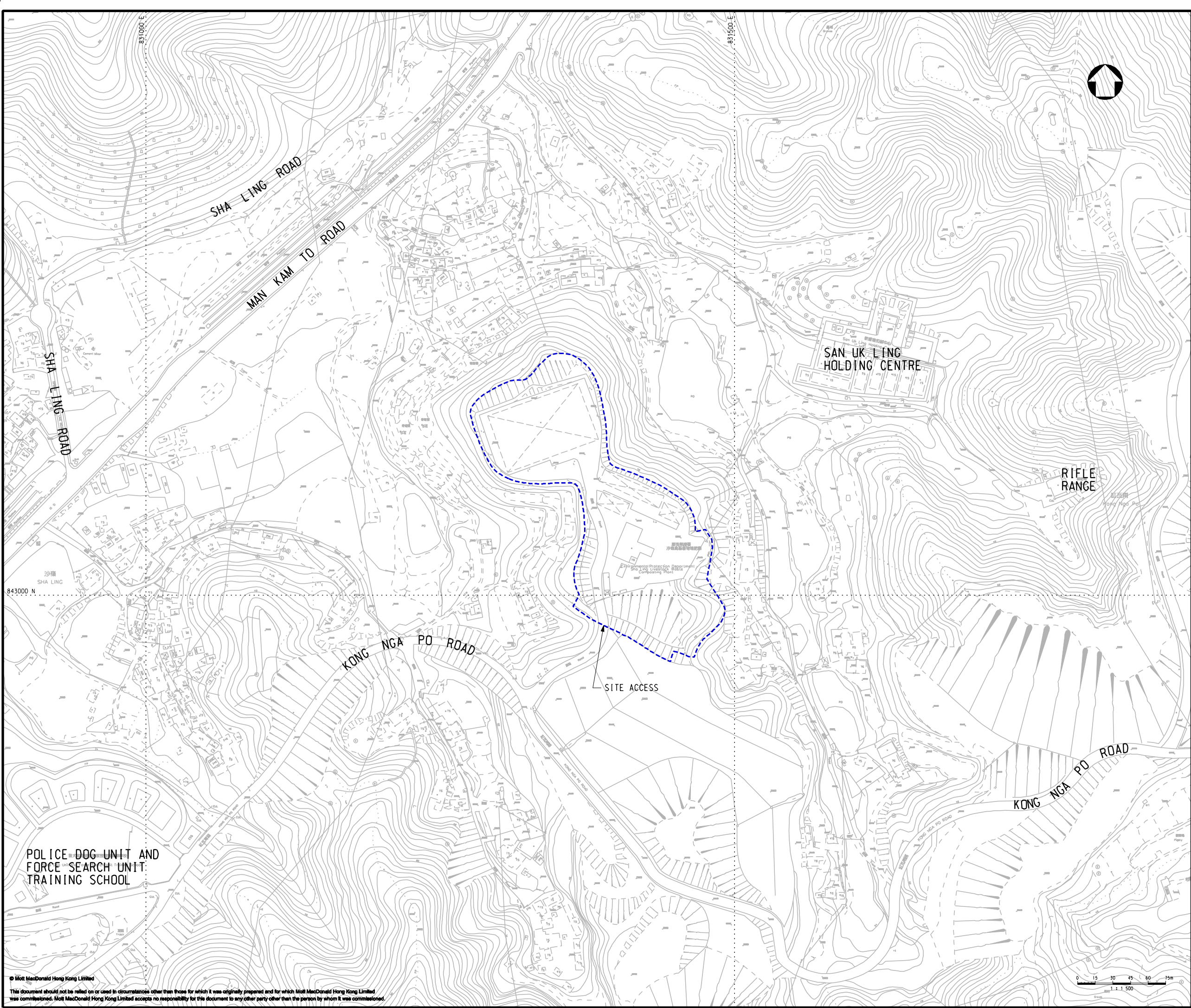
- 8.1.1 This is the **10th** Quarterly Environmental Monitoring and Audit (EM&A) Summary Report for the Service Contract to summarized monitoring results and inspection findings during the period from **1 March 2022 to 31 May 2022** (the Reporting Period).
- 8.1.2 In the Reporting Period, no construction noise limit level exceedance during daytime and restricted hours was recorded and no noise complaint (which is an Action Level exceedance) was received by the ER, EPD and the Contractors.
- 8.1.3 During the Reporting Period, weekly joint site inspections were undertaken to evaluate the site environmental performance. No non-compliances were observed during the weekly site inspection and environmental audit of the Reporting Period. Minor deficiencies found in the weekly site inspection were in general rectified within the specified deadlines. The environmental performance of the Project was therefore considered satisfactory.
- 8.1.1 No documented complaint, notification of summons or successful prosecution was received under the Project.

8.2 RECOMMENDATIONS

- 1.2.1 Construction noise should be a key environmental impact during the works. The noise mitigation measures such as use of quiet plants or temporary noise barrier installation at the construction noise predominated area should be implemented in accordance with the EM&A requirement and the latest CNP.
- 8.2.1 In addition, all effluent discharge shall be ensured to fulfill the discharge license stipulation.
- 8.2.2 All the trees proposed to be retained in-situ should be properly preserved and protected during the construction works. Tree Preservation and Protection Works for these retained trees shall follow Section 3 and 26 of CEDD's General Specification for Engineering Works and Section 26 of Contract Specification Part B.
- 8.2.3 Trees to be felled shall be in accordance with the Tree Preservation and Removal Proposal (TPRP) to be approved by relevant approval authority. The tree removal work shall only commence after such approval has been granted.
- 8.2.4 Contract Specification Part B Section 1.78 "Waste Management" and DEVB's "Guidelines on Yard Waste Reduction and Treatment" should be referred before tree removal and plan the necessary arrangement.


Appendix A

Layout plan of the Project



Notes

Key to symbols

 PROPOSED SITE AREA

Reference drawings

Rev	Date	Drawn	Description	Ch'k'd	App'd
P2	JUN 13	MING	GENERAL REVISION	MR	AFK
P1	DEC 12	MING	FIRST ISSUE	MR	AFK

 **Mott MacDonald**

20/F Two Landmark East
100 How Ming Street
Kowloon
Hong Kong
T +852 2828 5757
F +852 2827 1823
W www.mottmac.com.hk

Client

 **Environmental Protection Department**
The Government of the Hong Kong
Special Administrative Region

Project

**AGREEMENT NO. CE34/2011(EP)
DEVELOPMENT OF ORGANIC WASTE
TREATMENT FACILITIES PHASE 2 -
FEASIBILITY STUDY**

Title

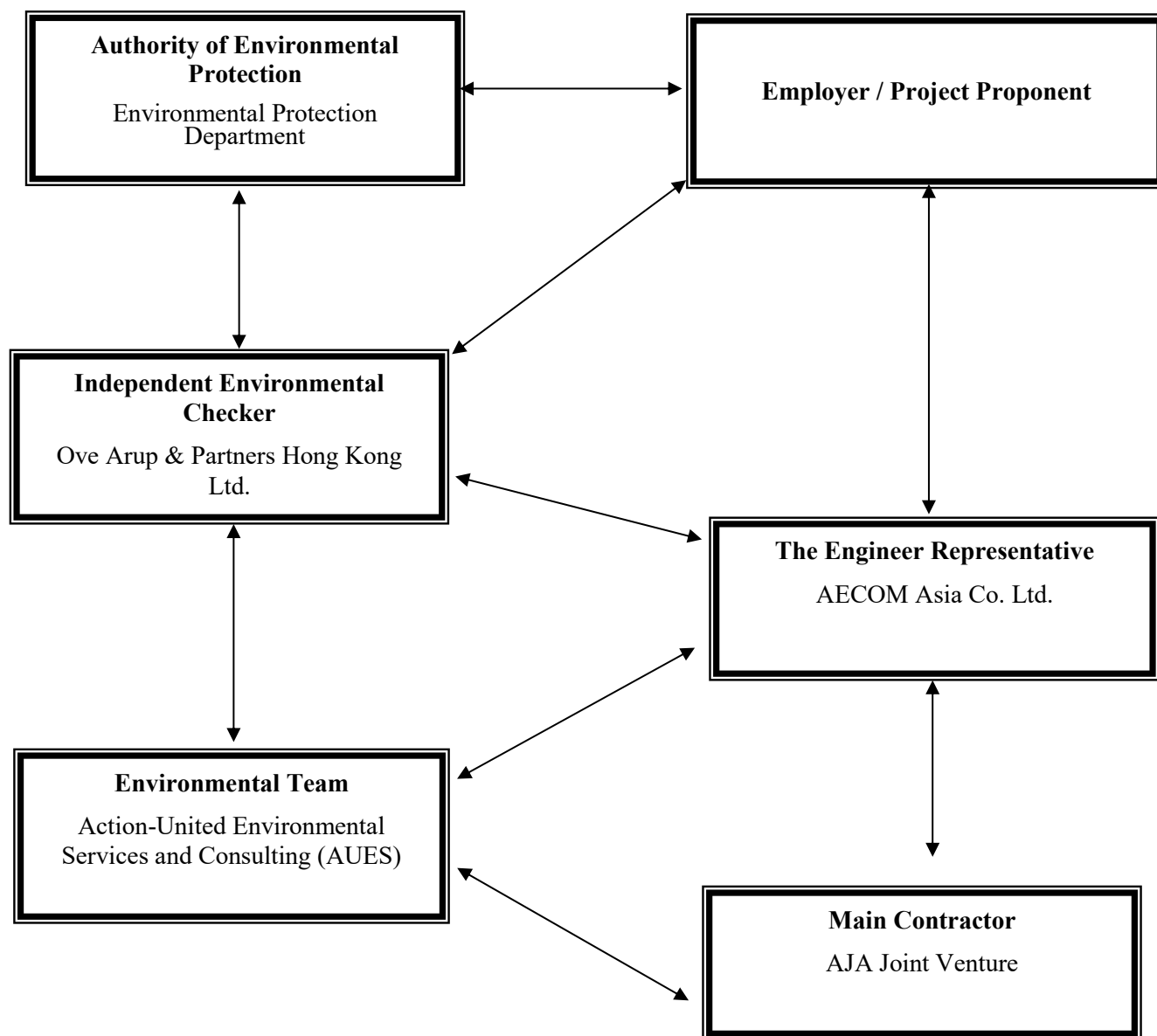
LOCATION OF THE PROJECT

Designed	HY	Eng check	AT
Drawn	MING	Coordination	AT
Dwg check	HY	Approved	AFK
Scale at A1	Status		Rev
1:1500	PRE		P2
Drawing Number	FIGURE 1.1		

Appendix B

Organization Chart

Project Organization Chart



Contact Details of Key Personnel for the Project

Organization	Project Role	Name of Key Staff	Tel No.	Fax No.
EPD	Project Proponent	Sunny Chiu	3151 7209	3528 0492
AECOM	Resident Engineer	Terrence Lam	5579 5239	3010 8507
AECOM	Resident Engineer	Ivan Yung	5723 7750	3010 8507
ARUP	Independent Environmental Checker	Ricky Chui	2268 3437	2268 3380
ARUP	Engineer (Safety, Environment and Planning)	Edmond Tang	3447 6181	2268 3955
AJAJV	Project Manager	Victor Wu	2862 5013	2862 5013
AJAJV	Construction Manager	Johnny Leung	9494 0581	9494 0581
AJAJV	Project Environmental Manager	Samuel Tsui	9455 5865	6114 9590
AJAJV	Assistant Environmental Officer	Lee Yuk Lun	6416 5061	6114 9590
AUES	Environmental Team Leader	T. W. Tam	2959 6059	2959 6079
AUES	Environmental Consultant	Nicola Hon	2959 6059	2959 6079
AUES	Environmental Consultant	Ben Tam	2959 6059	2959 6079
AUES	Environmental Consultant	Martin Li	2959 6059	2959 6079

Legend:

EPD (Employer) – Environmental Protection Department

AECOM (Project Consultant) – AECOM Asia Co. Ltd.

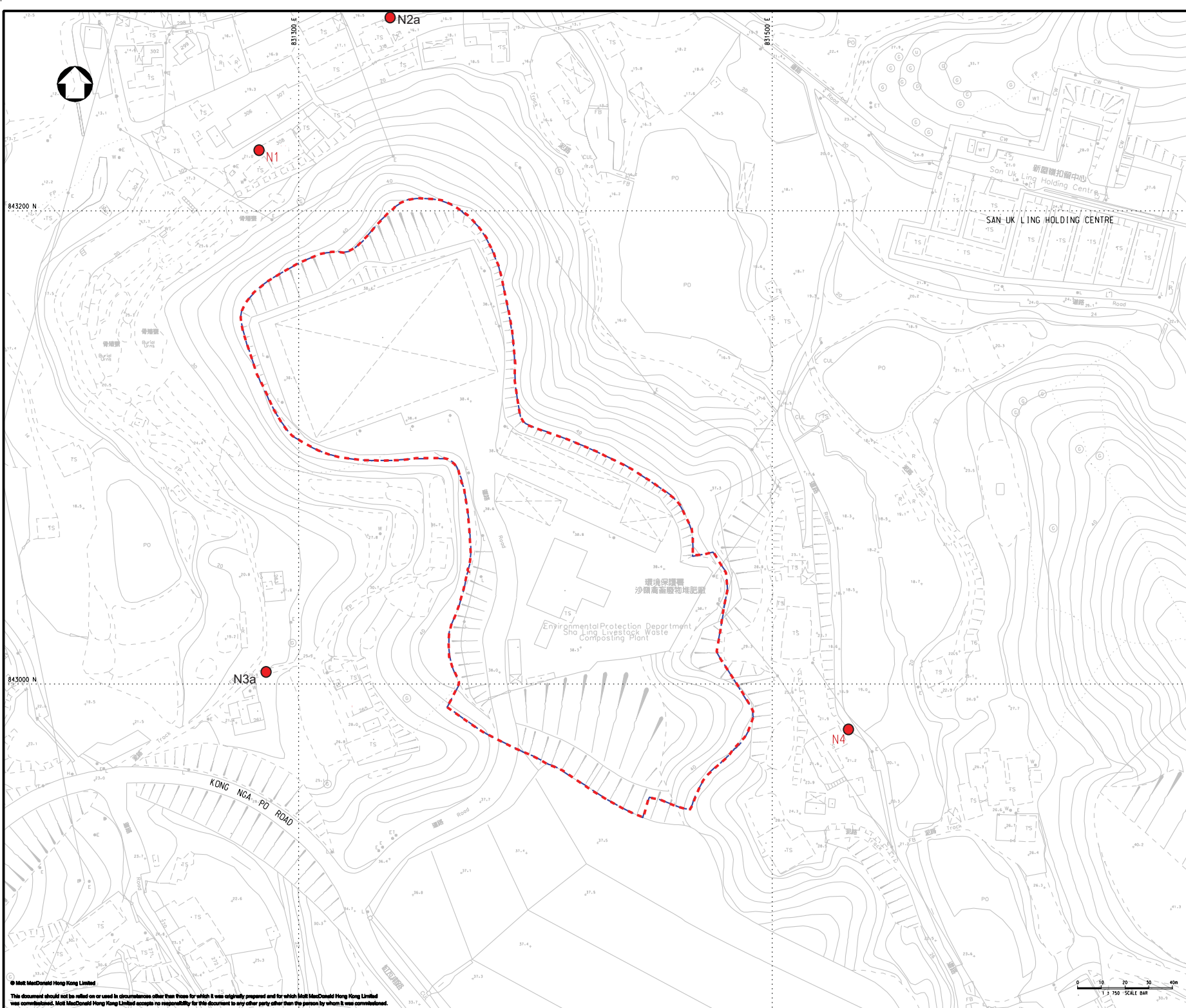
AJAJV (Main Contractor) – AJA Joint Venture

ARUP (IEC) – Ove Arup & Partners Hong Kong Ltd.

AUES (ET) – Action-United Environmental Services & Consulting

Appendix C

Monitoring Locations for Impact Monitoring




Notes

Key to symbols


Reference drawings

P2	JUL 13	MING	GENERAL REVISION	AM	AFK
P1	DEC 12	MING	FIRST ISSUE	SC	AFK
Rev	Date	Drawn	Description	Chk'd	App'd



20/F Two Landmark East
100 How Ming Street
Kowloon, Hong Kong
T +852 2828 8787
F +852 2827 1823
W www.mottmac.com.hk

Client



Environmental Protection Department
The Government of the Hong Kong
Special Administrative Region

Project

AGREEMENT NO. CE34/2011(EP)
DEVELOPMENT OF ORGANIC WASTE
TREATMENT FACILITIES PHASE 2 -
FEASIBILITY STUDY

Title

PROPOSED LOCATIONS OF
CONSTRUCTION NOISE
MONITORING STATIONS

Designed	SC	Eng check	AT
Drawn	MING	Coordination	AT
Dwg check	EY	Approved	AFK
Scale at A1	1:750	Status	PRE
Drawing Number	P2		

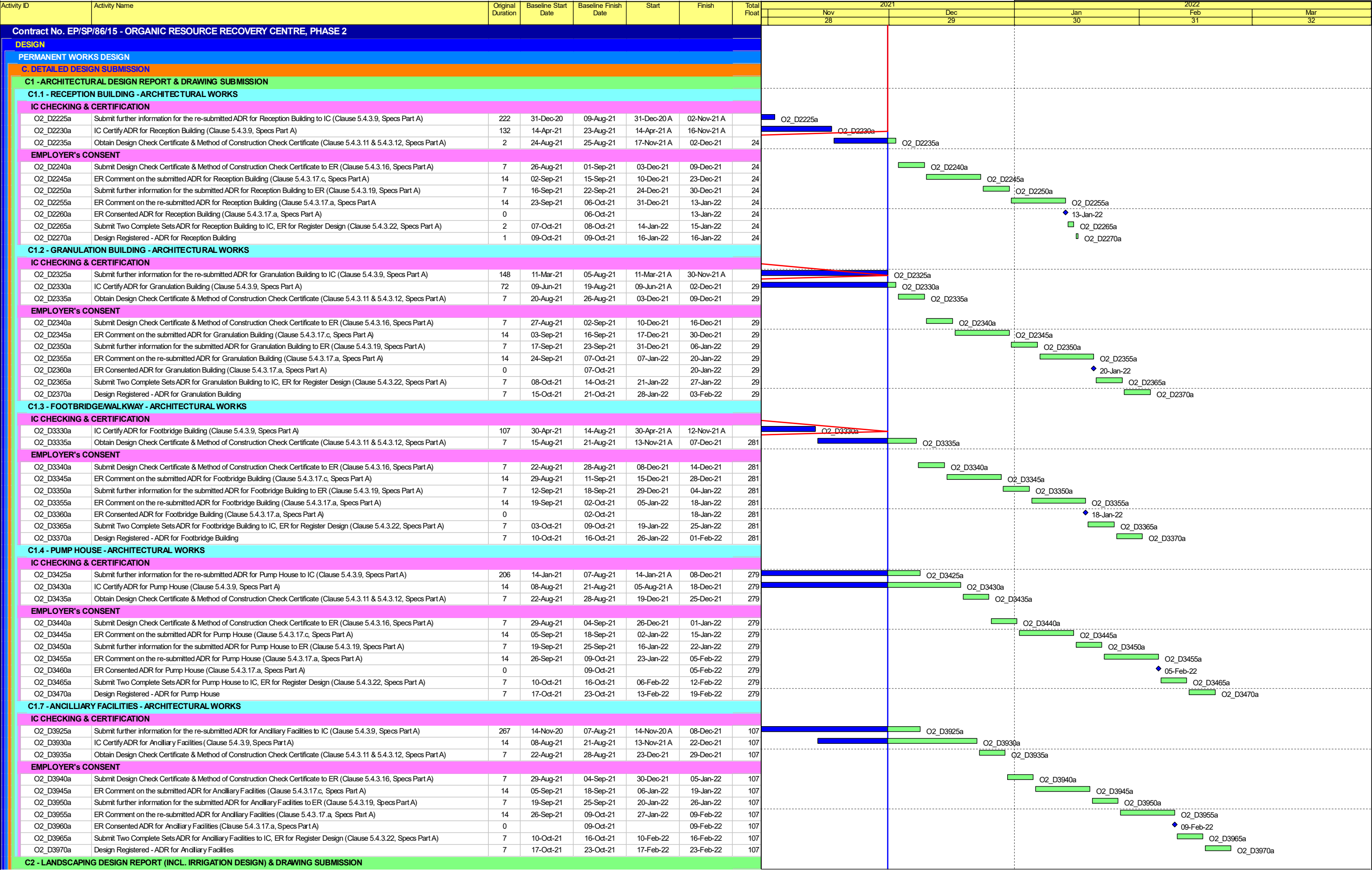
Drawing Number

FIGURE 4.1

© Mott MacDonald Hong Kong Limited
This document should not be relied on or used in circumstances other than those for which it was originally prepared and for which Mott MacDonald Hong Kong Limited was commissioned. Mott MacDonald Hong Kong Limited accepts no responsibility for this document to any other party other than the person by whom it was commissioned.
J:\28787\REPORT\NEMA130726\Fig 4-1.dgn DATE:26/07/2013 TIME:18:41:24 USER:jlm4108

Appendix D

3-Month Rolling Construction Programme




File Name: WP_04.2021-3M.11 R2c
Layout: ORRC2_WP_2021_3M
Task filter: TASK filters: 3MK, 3MN, 3MRP.
Date Printed: 22-Dec-21



Contract No. EP/SP/86/15
Organic Waste Treatment Facilities, Phase 2
Works Programme 3rd Issue
3-Months Rolling Programme

Date	Revision	Checked	Approved
30-Nov-21			

Activity Name	Original Duration	Baseline Start Date	Baseline Finish Date	Start	Finish	Total Float	2021		2022				
							Nov	Dec	Jan	Feb	Mar		
							28	29	30	31	32		
IC CHECKING & CERTIFICATION													
O2_D4235a	Obtain Design Check Certificate & Method of Construction Check Certificate (Clause 5.4.3.11 & 5.4.3.12, Specs Part A)					148	13-Mar-21	07-Aug-21	13-Mar-21 A	07-Dec-21	100		O2_D4235a
EMPLOYER's CONSENT													
O2_D4240a	Submit Design Check Certificate & Method of Construction Check Certificate to ER (Clause 5.4.3.16, Specs Part A)					7	08-Aug-21	14-Aug-21	08-Dec-21	14-Dec-21	100		O2_D4240a
O2_D4245a	ER Comment on the submitted Landscaping (Clause 5.4.3.17.c, Specs Part A)					14	15-Aug-21	28-Aug-21	15-Dec-21	28-Dec-21	100		O2_D4245a
O2_D4250a	Submit further information for the submitted Landscaping to ER (Clause 5.4.3.19, Specs Part A)					7	29-Aug-21	04-Sep-21	29-Dec-21	04-Jan-22	100		O2_D4250a
O2_D4255a	ER Comment on the re-submitted Landscaping (Clause 5.4.3.17.a, Specs Part A)					14	05-Sep-21	18-Sep-21	05-Jan-22	18-Jan-22	100		O2_D4255a
O2_D4260a	ER Consented Landscaping (Clause 5.4.3.17.a, Specs Part A)					0		18-Sep-21		18-Jan-22	100		O2_D4260a
O2_D4265a	Submit Two Complete Sets Landscaping to IC, ER for Register Design (Clause 5.4.3.22, Specs Part A)					7	19-Sep-21	25-Sep-21	19-Jan-22	25-Jan-22	100		O2_D4265a
O2_D4270a	Design Registered - Landscaping					7	26-Sep-21	02-Oct-21	26-Jan-22	01-Feb-22	100		O2_D4270a
C3 - CIVIL AND STRUCTURE DESIGN REPORT, CALCULATIONS, SPECIFICATIONS & DRAWING SUBMISSION													
C3.2 - RECEPTION BUILDING - SUPERSTRUCTURE													
C3.2(ii) - RECEPTION BUILDING - SUPERSTRUCTURE (Ground Floor including Staircase R-ST-1 to R-ST-4)													
EMPLOYER's CONSENT													
O2_DR1240	ER Consented Reception Building - Superstructure					0		03-Sep-21		22-Oct-21 A	21 A		O2_DR1240
O2_DR1250	Submit Two Complete Sets Reception Bldg - Superstructure to IC, ER for Register Design					1	03-Sep-21	03-Sep-21	23-Oct-21 A	28-Oct-21 A	O2_DR1250		O2_DR1250
O2_DR1260	Design Registered - Reception Building - Superstructure (G/F ind R-ST-1 to R-ST-4)					1	04-Sep-21	04-Sep-21	28-Oct-21 A	28-Oct-21 A	O2_DR1260		O2_DR1260
C3.2(iv) - RECEPTION BUILDING - SUPERSTRUCTURE (1/F to Top Roof Floor)													
IC CHECKING & CERTIFICATION													
O2_DR3140	Submit further information for the re-submitted Reception Building - Superstructure to IC					123	07-May-21	06-Sep-21	07-May-21 A	01-Dec-21	61		O2_DR3140
O2_DR3150	IC Certify Reception Building - Superstructure					90	23-Jun-21	20-Sep-21	23-Jun-21 A	02-Dec-21	61		O2_DR3150
O2_DR3160	Obtain Design Check Certificate & Method of Construction Check Certificate					1	21-Sep-21	21-Sep-21	03-Dec-21	03-Dec-21	61		O2_DR3160
EMPLOYER's CONSENT													
O2_DR3200	Submit Design Check Certificate & Method of Construction Check Certificate to ER					1	22-Sep-21	22-Sep-21	04-Dec-21	04-Dec-21	61		O2_DR3200
O2_DR3210	ER Comment on the submitted Reception Building - Superstructure					14	23-Sep-21	06-Oct-21	05-Dec-21	18-Dec-21	61		O2_DR3210
O2_DR3220	Submit further information for the submitted Reception Building - Superstructure					7	07-Oct-21	13-Oct-21	19-Dec-21	25-Dec-21	61		O2_DR3220
O2_DR3230	ER Comment on the re-submitted Reception Building - Superstructure					14	14-Oct-21	27-Oct-21	26-Dec-21	08-Jan-22	61		O2_DR3230
O2_DR3240	ER Consented Reception Building - Superstructure					0		27-Oct-21		08-Jan-22	61		O2_DR3240
O2_DR3250	Submit Two Complete Sets Reception Bldg - Superstructure to IC, ER for Register Design					1	27-Oct-21	27-Oct-21	08-Jan-22	08-Jan-22	61		O2_DR3250
O2_DR3260	Design Registered - Reception Building - Superstructure (1/F to Top Toof Floor)					1	28-Oct-21	28-Oct-21	09-Jan-22	09-Jan-22	61		O2_DR3260
C3.4 - GRANULATION BUILDING - SUPERSTRUCTURE													
C3.4(ii) - GRANULATION BUILDING - SUPERSTRUCTURE (G/F Beam & Slab to M/F Soffit)													
EMPLOYER's CONSENT													
O2_DG1200	Submit Design Check Certificate & Method of Construction Check Certificate to ER					1	03-Aug-21	03-Aug-21	05-Oct-21 A	05-Oct-21 A			O2_DG1200
O2_DG1210	ER Comment on the submitted Granulation Building - Superstructure					5	04-Aug-21	17-Aug-21	06-Oct-21 A	08-Oct-21 A			O2_DG1210
O2_DG1220	ER Consented Granulation Building - Superstructure					0		17-Aug-21		08-Oct-21 A			O2_DG1220
O2_DG1230	Submit Two Complete Sets Granulation Bldg - Superstructure to IC, ER for Register Design					1	18-Aug-21	18-Aug-21	09-Oct-21 A	15-Oct-21 A			O2_DG1230
O2_DG1240	Design Registered - Granulation Building - Superstructure (G/F Beam & Slab to M/F Soffit)					1	18-Aug-21	18-Aug-21	15-Oct-21 A	15-Oct-21 A			O2_DG1240
C3.4(iii) - GRANULATION BUILDING - SUPERSTRUCTURE (M/F Beam & Slab to Upper Roof Level)													
IC CHECKING & CERTIFICATION													
O2_DG2140	Submit further information for the re-submitted Granulation Bldg - Superstructure to IC (Clause 5.4.3.9, Specs Part A)					105	29-Apr-21	11-Aug-21	29-Apr-21 A	08-Dec-21	53		O2_DG2140
O2_DG2180	IC Certify Granulation Building - Superstructure (Clause 5.4.3.9, Specs Part A)					114	01-May-21	22-Aug-21	01-May-21 A	20-Dec-21	53		O2_DG2180
O2_DG2190	Obtain Design Check Certificate & Method of Construction Check Certificate (5.4.3.11 & 5.4.3.12, Specs Part A)					1	22-Aug-21	22-Aug-21	20-Dec-21	20-Dec-21	53		O2_DG2190
EMPLOYER's CONSENT													
O2_DG2200	Submit Design Check Certificate & Method of Construction Check Certificate to ER (Clause 5.4.3.16, Specs Part A)					2	23-Aug-21	24-Aug-21	21-Dec-21	22-Dec-21	53		O2_DG2200
O2_DG2210	ER Comment on the submitted Granulation Building - Superstructure (Clause 5.4.3.17.c, Specs Part A)					14	25-Aug-21	07-Sep-21	23-Dec-21	05-Jan-22	53		O2_DG2210
O2_DG2220	ER Consented Granulation Building - Superstructure (Clause 5.4.3.17.a, Specs Part A)					0		07-Sep-21		05-Jan-22	53		O2_DG2220
O2_DG2230	Submit Two Complete Sets Granulation Bldg - Superstructure to IC, ER for Register Design (Clause 5.4.3.22, Specs Part A)					1	08-Sep-21	08-Sep-21	06-Jan-22	06-Jan-22	53		O2_DG2230
O2_DG2240	Design Registered - Granulation Building - Superstructure (M/F Beam & Slab to Upper Roof Level)					1	09-Sep-21	09-Sep-21	07-Jan-22	07-Jan-22	53		O2_DG2240
C3.5 - FOOTBRIDGE - FOUNDATION													
EMPLOYER's CONSENT													
O2_D3070	Design Registered - Footbridge - Footing					1	31-Aug-21	31-Aug-21	30-Sep-21 A	30-Sep-21 A			O2_D3070
C3.6 - FOOTBRIDGE - SUPERSTRUCTURE													
C3.6a - FOOTBRIDGE - SUPERSTRUCTURE (for RC Pier)													
IC CHECKING & CERTIFICATION													
O2_D3116a	Submit further information for the re-submitted Footbridge - Superstructure to IC (Clause 5.4.3.9, Specs Part A)					367	08-Aug-20	09-Aug-21	08-Aug-20 A	06-Dec-21	30		O2_D3116a
O2_D3120	IC Certify Footbridge - Superstructure (Clause 5.4.3.9, Specs Part A)					7	10-Aug-21	16-Aug-21	21-Jul-21 A	13-Dec-21	30		O2_D3120
O2_D3130	Obtain Design Check Certificate & Method of Construction Check Certificate (5.4.3.11 & 5.4.3.12, Specs Part A)					1	17-Aug-21	17-Aug-21	14-Dec-21	14-Dec-21	30		O2_D3130
EMPLOYER's CONSENT													
O2_D3140	Submit Design Check Certificate & Method of Construction Check Certificate to ER (Clause 5.4.3.16, Specs Part A)					1	18-Aug-21	18-Aug-21	15-Dec-21	15-Dec-21	30		O2_D3140
O2_D3142a	ER Comment on the submitted Footbridge - Superstructure (Clause 5.4.3.17.c, Specs Part A)					14	19-Aug-21	01-Sep-21	16-Dec-21	29-Dec-21	30		O2_D3142a
O2_D3144a	Submit further information for the submitted Footbridge - Superstructure to ER (Clause 5.4.3.19, Specs Part A)					5	02-Sep-21	06-Sep-21	30-Dec-21	03-Jan-22	30		O2_D3144a
O2_D3146a	ER Comment on the re-submitted Footbridge - Superstructure (Clause 5.4.3.17.a, Specs Part A)					7	07-Sep-21	13-Sep-21	04-Jan-22	10-Jan-22	30		O2_D3146a
O2_D3150	ER Consented Footbridge - Superstructure (Clause 5.4.3.17.a, Specs Part A)					0		13-Sep-21		10-Jan-22	30		O2_D3150
O2_D3160	Submit Two Complete Sets Footbridge - Superstructure to IC, ER for Register Design (Clause 5.4.3.22, Specs Part A)					1	14-Sep-21	14-Sep-21	11-Jan-22	11-Jan-22	30		O2_D3160
O2_D3170	Design Registered - Footbridge - Superstructure (for RC Pier)					1	14-Sep-21	14-Sep-21	11-Jan-22	11-Jan-22	30		O2_D3170
C3.6b - FOOTBRIDGE - SUPERSTRUCTURE (for Steel Bridge)													
IC CHECKING & CERTIFICATION													
O2_DS1130	Submit further information for the re-submitted Footbridge - Superstructure to IC (for Steel Bridge)					374	08-Aug-20	16-Aug-21	08-Aug-20 A	08-Dec-21	50		O2_DS1130
O2_DS1140	IC Certify Footbridge - Superstructure (for Steel Bridge)					14	17-Aug-21	30-Aug-21	21-Jul-21 A	22-Dec-21	50		O2_DS1140



File Name: WP_04.2021-3M.11 R2c

Layout: ORRC2_WP_2021_3M

Task filter: TASK filters: 3MK, 3MN, 3MRP.

Date Printed: 22-Dec-21

Remaining Work

Remaining Work (Critical)

Actual Work

Level of Effort

Primary Baseline

Baseline Milestone

Start Milestone

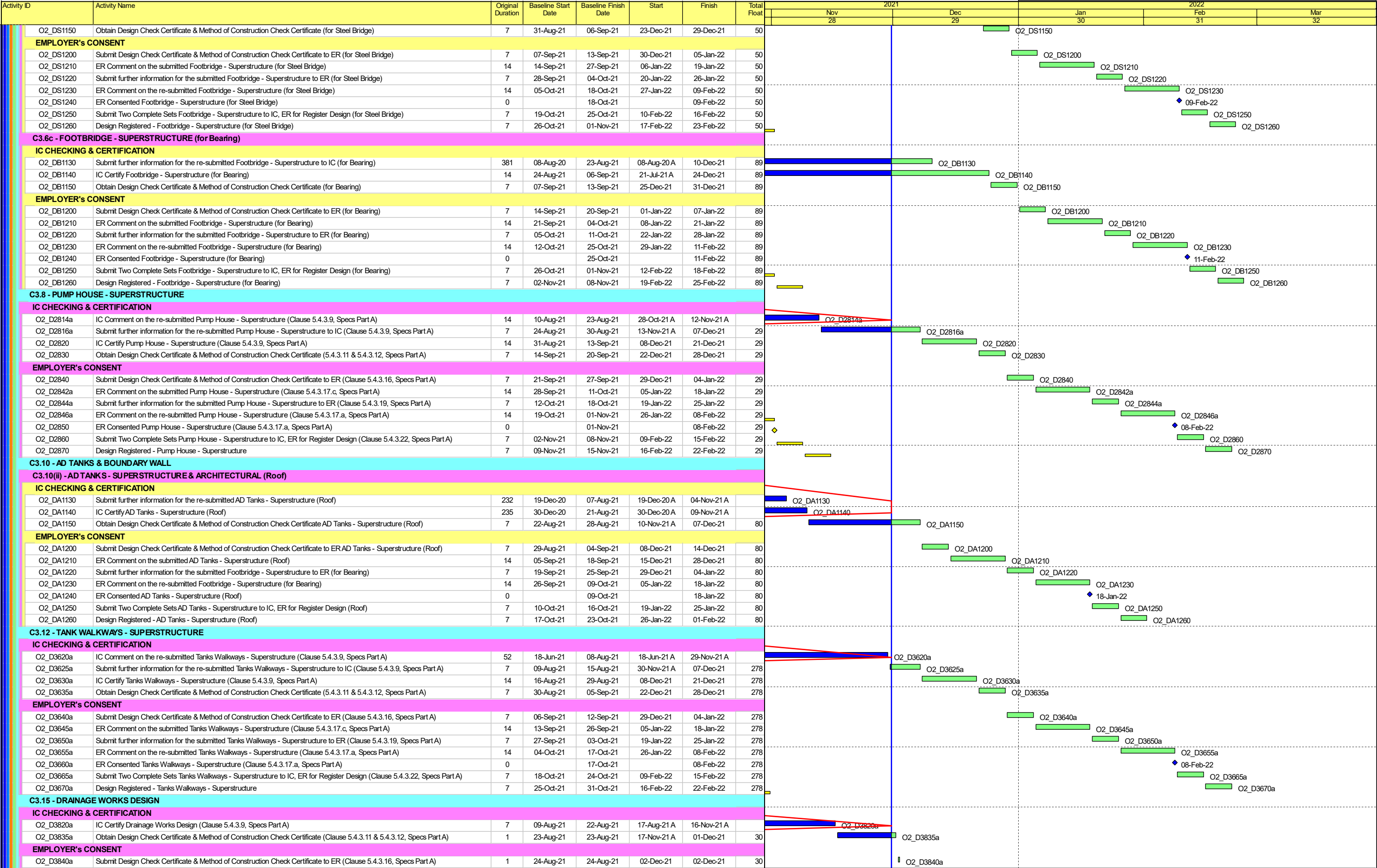
Contract No. EP/SP/86/15

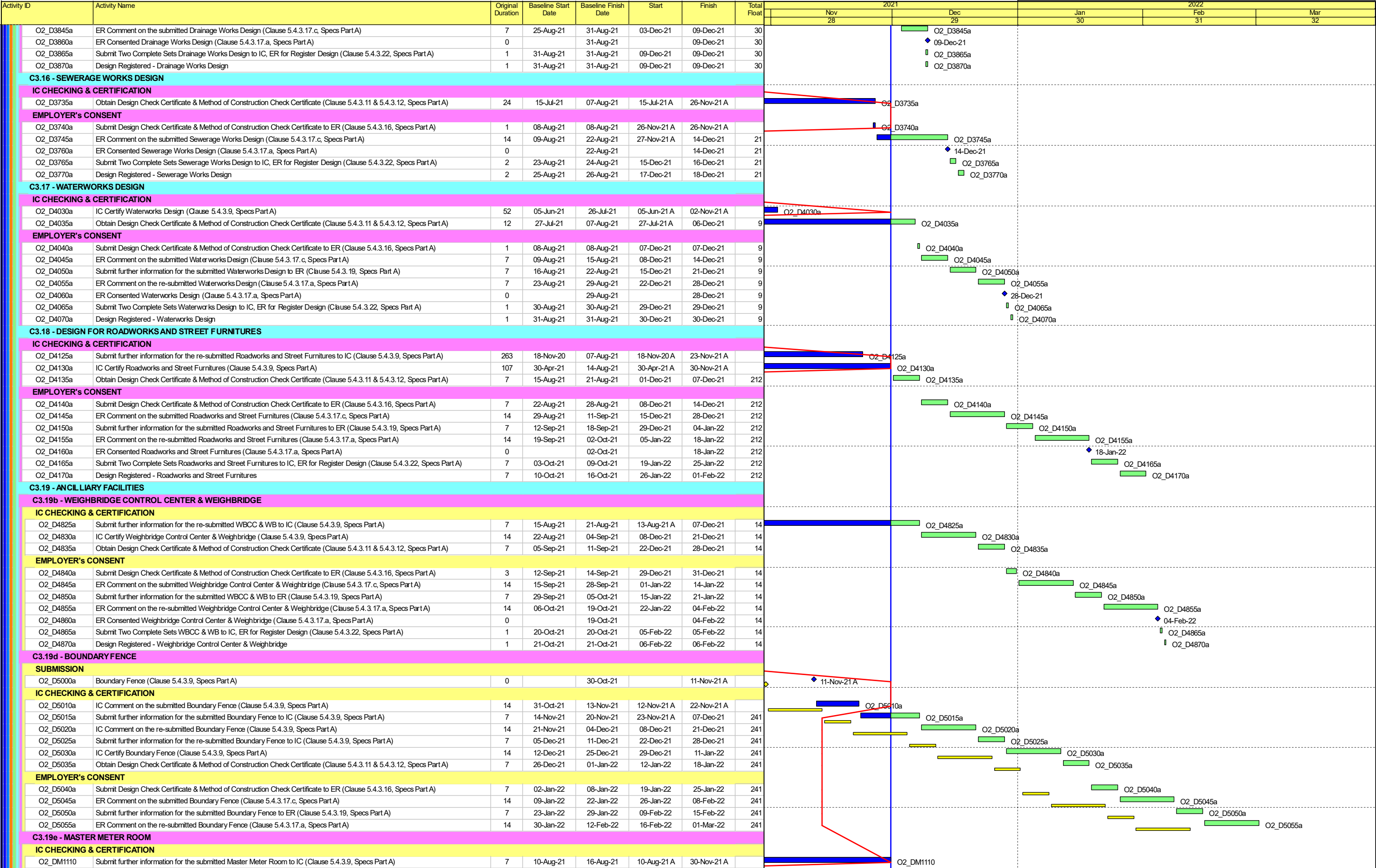
Organic Waste Treatment Facilities, Phase 2

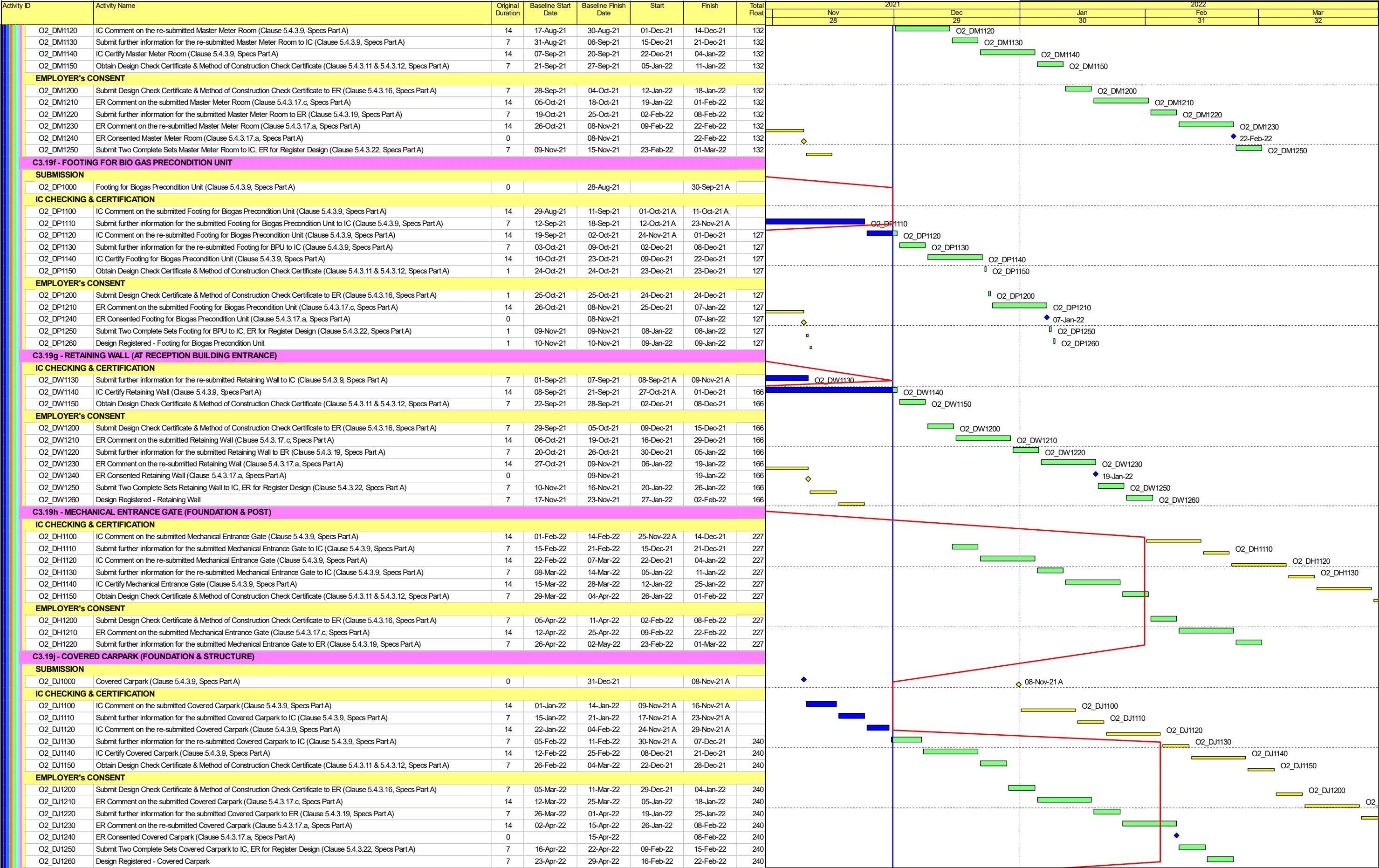
Works Programme 3rd Issue


3-Months Rolling Programme

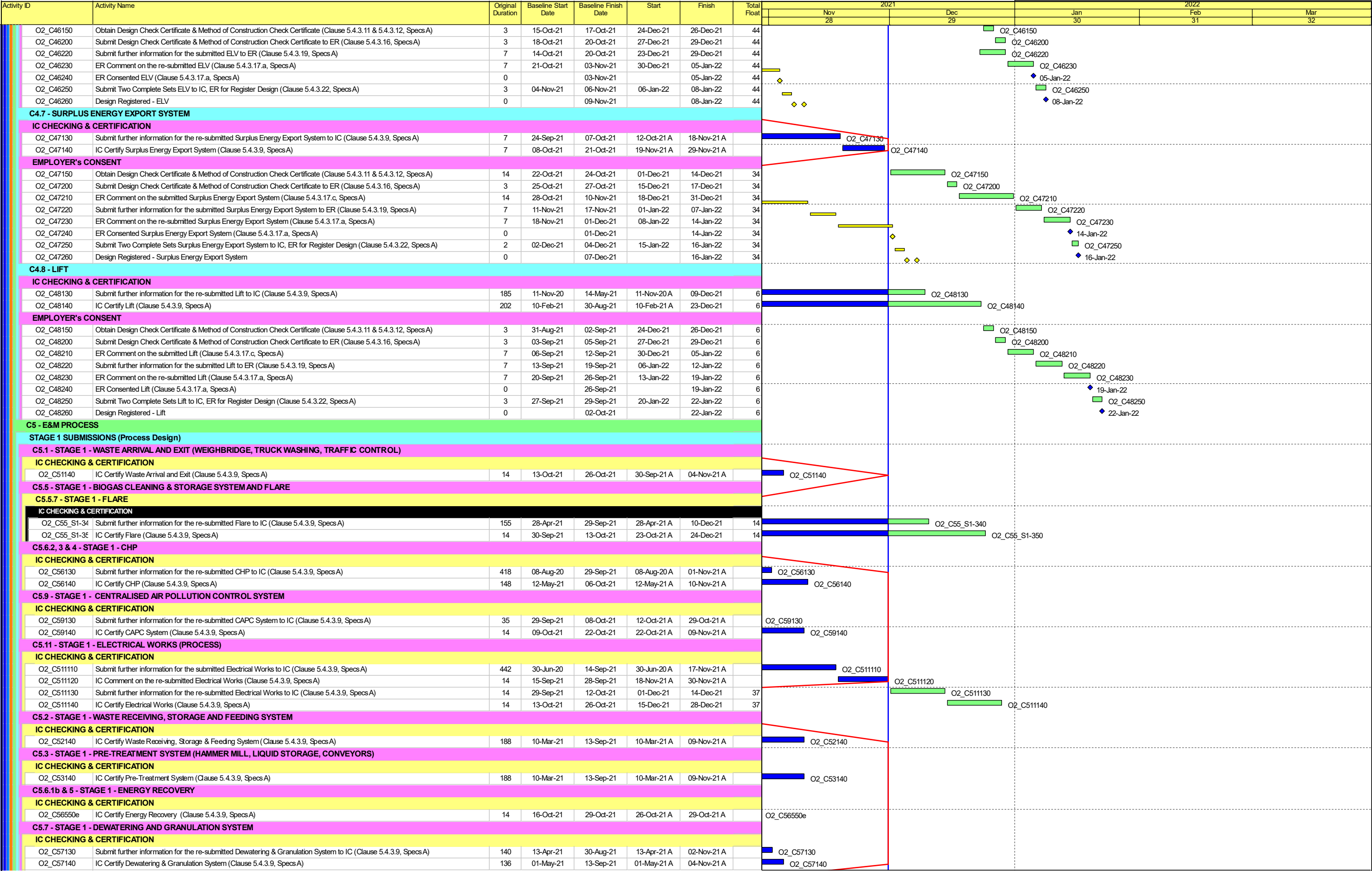
Date	Revision	Checked	Approved
30-Nov-21			












Activity Name		Original Duration	Baseline Start Date	Baseline Finish Date	Start	Finish	Total Float	2021		2022		
								Nov 28	Dec 29	Jan 30	Feb 31	Mar 32
C5.10 - STAGE 1 - C&I WORKS												
IC CHECKING & CERTIFICATION												
O2_C510130	Submit further information for the re-submitted C&I Works to IC (Clause 5.4.3.9, Specs A)	149	24-Apr-21	19-Sep-21	24-Apr-21 A	14-Dec-21	27					
O2_C510140	IC Certify C&I Works (Clause 5.4.3.9, Specs A)	14	20-Sep-21	03-Oct-21	30-Sep-21 A	28-Dec-21	27					
STAGE 2 SUBMISSIONS (Process Equipment)												
C5.5 - STAGE 2 - BIOGAS CLEANING & STORAGE SYSTEM AND FLARE												
C5.5.7 - STAGE 2- FLARE												
IC CHECKING & CERTIFICATION												
O2_C55_S2-73	IC Comment on the re-submitted Flare (Clause 5.4.3.9, Specs A)	14			23-Oct-21 A	01-Nov-21 A						
O2_C55_S2-74	Submit further information for the re-submitted Flare to IC (Clause 5.4.3.9, Specs A)	7			02-Nov-21 A	10-Dec-21	74					
O2_C55_S2-75	IC Certify Flare (Clause 5.4.3.9, Specs A)	14			11-Dec-21	24-Dec-21	74					
C5.6.2, 3 & 4 - STAGE 2- CHP												
IC CHECKING & CERTIFICATION												
O2_C56_S2-12X	Submit further information for the submitted CHP to IC (Clause 5.4.3.9, Specs A)	221	24-Feb-21	02-Oct-21	24-Feb-21 A	01-Nov-21 A						
O2_C56_S2-13X	IC Comment on the re-submitted CHP (Clause 5.4.3.9, Specs A)	14	03-Oct-21	16-Oct-21	02-Nov-21 A	10-Nov-21 A						
O2_C56_S2-14X	Submit further information for the re-submitted CHP to IC (Clause 5.4.3.9, Specs A)	14	17-Oct-21	30-Oct-21	10-Nov-21 A	10-Nov-21 A						
O2_C56_S2-15X	IC Certify CHP (Clause 5.4.3.9, Specs A)	14	31-Oct-21	13-Nov-21	10-Nov-21 A	10-Nov-21 A						
C5.8 - STAGE 2- WASTEWATER TREATMENT PLANT												
SUBMISSION												
O2_C58_S2-10X	Wastewater Treatment Plant (Clause 5.4.3.9, Specs A)	267	07-Dec-20	30-Aug-21	07-Dec-20 A	03-Nov-21 A						
IC CHECKING & CERTIFICATION												
O2_C58_S2-11C	IC Comment on the submitted Wastewater Treatment Plant (Clause 5.4.3.9, Specs A)	229	28-Jan-21	13-Sep-21	28-Jan-21 A	11-Nov-21 A						
O2_C58_S2-12X	Submit further information for the submitted Wastewater Treatment Plant to IC (Clause 5.4.3.9, Specs A)	172	09-Apr-21	27-Sep-21	09-Apr-21 A	14-Dec-21	15					
O2_C58_S2-13X	IC Comment on the re-submitted Wastewater Treatment Plant (Clause 5.4.3.9, Specs A)	14	28-Sep-21	11-Oct-21	03-May-21 A	28-Dec-21	15					
O2_C58_S2-14X	Submit further information for the re-submitted Wastewater Treatment Plant to IC (Clause 5.4.3.9, Specs A)	14	12-Oct-21	25-Oct-21	29-Dec-21	11-Jan-22	15					
O2_C58_S2-15X	IC Certify Wastewater Treatment Plant (Clause 5.4.3.9, Specs A)	14	26-Oct-21	08-Nov-21	12-Jan-22	25-Jan-22	15					
C5.9 - STAGE 2- CENTRALISED AIR POLLUTION CONTROL SYSTEM												
IC CHECKING & CERTIFICATION												
O2_C59_S2-12X	Submit further information for the submitted CAPC System to IC (Clause 5.4.3.9, Specs A)	83	22-Jul-21	12-Oct-21	22-Jul-21 A	14-Dec-21	14					
O2_C59_S2-13X	IC Comment on the re-submitted CAPC System (Clause 5.4.3.9, Specs A)	14	13-Oct-21	26-Oct-21	15-Dec-21	28-Dec-21	14					
O2_C59_S2-14X	Submit further information for the re-submitted CAPC System to IC (Clause 5.4.3.9, Specs A)	7	27-Oct-21	02-Nov-21	29-Dec-21	04-Jan-22	14					
O2_C59_S2-15X	IC Certify CAPC System (Clause 5.4.3.9, Specs A)	14	03-Nov-21	16-Nov-21	05-Jan-22	18-Jan-22	14					
C5.11 - STAGE 2- ELECTRICAL WORKS (PROCESS)												
IC CHECKING & CERTIFICATION												
O2_C511_S2-12	Submit further information for the submitted Electrical Works to IC (Clause 5.4.3.9, Specs A)	14	28-Sep-21	11-Oct-21	21-Aug-21 A	22-Nov-21 A						
O2_C511_S2-13	IC Comment on the re-submitted Electrical Works (Clause 5.4.3.9, Specs A)	14	12-Oct-21	25-Oct-21	23-Nov-21 A	30-Nov-21 A						
O2_C511_S2-14	Submit further information for the re-submitted Electrical Works to IC (Clause 5.4.3.9, Specs A)	7	26-Oct-21	01-Nov-21	30-Nov-21 A	30-Nov-21 A						
O2_C511_S2-15	IC Certify Electrical Works (Clause 5.4.3.9, Specs A)	14	02-Nov-21	15-Nov-21	30-Nov-21 A	30-Nov-21 A						
C5.2 & C5.3 - STAGE 2 - WASTE RECEIVING & PRE-TREATMENT SYSTEMS												
Eisele												
O2_C52A21020	Submit Stage 2 Waste Receiving and Pre-Treatment Equipment Submissions: Eisele	276	20-Nov-20	22-Aug-21	20-Nov-20 A	16-Nov-21 A						
O2_C52A21030	IC Approve Stage 2 Waste Receiving and Pre-Treatment Equipment Submission: Eisele	149	10-Apr-21	05-Sep-21	10-Apr-21 A	22-Nov-21 A						
SUMA												
O2_C52A21050	IC Approve Stage 2 Equipment Submission: SUMA	109	19-Feb-21	07-Jun-21	19-Feb-21 A	04-Nov-21 A						
All Other Equipment												
O2_C52A21100	Submit Stage 2 Waste Receiving and Pre-Treatment Equipment Submissions: Other Equipment	114	31-May-21	21-Sep-21	31-May-21 A	19-Nov-21 A						
O2_C52A21110	IC Approve Stage 2 Waste Receiving and Pre-Treatment Equipment Submission: Other Equipment	10	22-Sep-21	20-Oct-21	20-Nov-21 A	10-Dec-21*	52					
C5.4 - STAGE 2 - ANAEROBIC DIGESTION TREATMENT SYSTEM												
SUMA												
O2_C54A21010	IC Approve Stage 2 Equipment Submission: SUMA	109	19-Feb-21	07-Jun-21	19-Feb-21 A	01-Dec-21	164					
Vogelsang												
O2_C54A21070	IC Approve Stage 2 Equipment Submission: Vogelsang	81	15-Jun-21	03-Sep-21	15-Jun-21 A	04-Dec-21	95					
Grundfos												
O2_C54A21080	Submit Stage 2 Equipment Submissions: Grundfos	154	29-Dec-20	31-May-21	29-Dec-20 A	04-Dec-21	49					
O2_C54A21090	IC Approve Stage 2 Equipment Submission: Grundfos	62	31-May-21	31-May-21	31-May-21 A	17-Dec-21	637					
Heating Coils												
O2_C54A21140	Submit Stage 2 Equipment Submissions: Heating Coils	269	19-Nov-20	14-Aug-21	19-Nov-20 A	04-Dec-21	66					
O2_C54A21150	IC Approve Stage 2 Equipment Submission: Heating Coils	13	15-Aug-21	12-Sep-21	05-Dec-21	17-Dec-21	66					
C5.7 - STAGE 2 - DEWATERING AND GRANULATION SYSTEM												
Huning												
O2_C57A21020	Submit Stage 2 Equipment Submissions: Huning	270	04-Dec-20	30-Aug-21	04-Dec-20 A	06-Dec-21	7					
O2_C57A21030	IC Approve Stage 2 Equipment Submission: Huning	171	27-Mar-21	13-Sep-21	27-Mar-21 A	13-Dec-21	9					
Borger												
O2_C57A21040	Submit Stage 2 Equipment Submissions: Borger	250	19-Dec-20	25-Aug-21	19-Dec-20 A	04-Dec-21	28					
O2_C57A21050	IC Approve Stage 2 Equipment Submission: Borger	125	07-May-21	08-Sep-21	07-May-21 A	17-Dec-21	28					
Alfa Laval												
O2_C57A21060	Submit Stage 2 Equipment Submissions: Alfa Laval	146	03-Jan-21	28-May-21	03-Jan-21 A	04-Dec-21	46					
O2_C57A21070	IC Approve Stage 2 Equipment Submission: Alfa Laval	133	28-Jan-21	09-Jun-21	28-Jan-21 A	18-Dec-21	46					
Wangen												
O2_C57A21080	Submit Stage 2 Equipment Submissions: Wangen	101	18-Jan-21	28-Apr-21	18-Jan-21 A	04-Dec-21	88					



File Name: WP_04.2021-3M.11 R2c
 Layout: ORRC2_WP_2021_3M
 Task filter: TASK filters: 3MK, 3MN, 3MRP.
 Date Printed: 22-Dec-21

Remaining Work
 Remaining Work (Critical)
 Actual Work
 Level of Effort
 Priority Baseline

Baseline Milestone

Start Milestone

Contract No. EP/SP/86/15


Organic Waste Treatment Facilities, Phase 2

Works Programme 3rd Issue

3-Months Rolling Programme

Date	Revision	Checked	Approved
30-Nov-21			

Page 9 of 14



File Name: WP_04.2021-3M.11 R2c
 Layout: ORRC2_WP_2021_3M
 Task filter: TASK filters: 3MK, 3MN, 3MRP.
 Date Printed: 22-Dec-21

Remaining Work

Remaining Work (Critical)

Actual Work

Level of Effort

Priority Baseline

Baseline Milestone

Start Milestone

Contract No. EP/SP/86/15

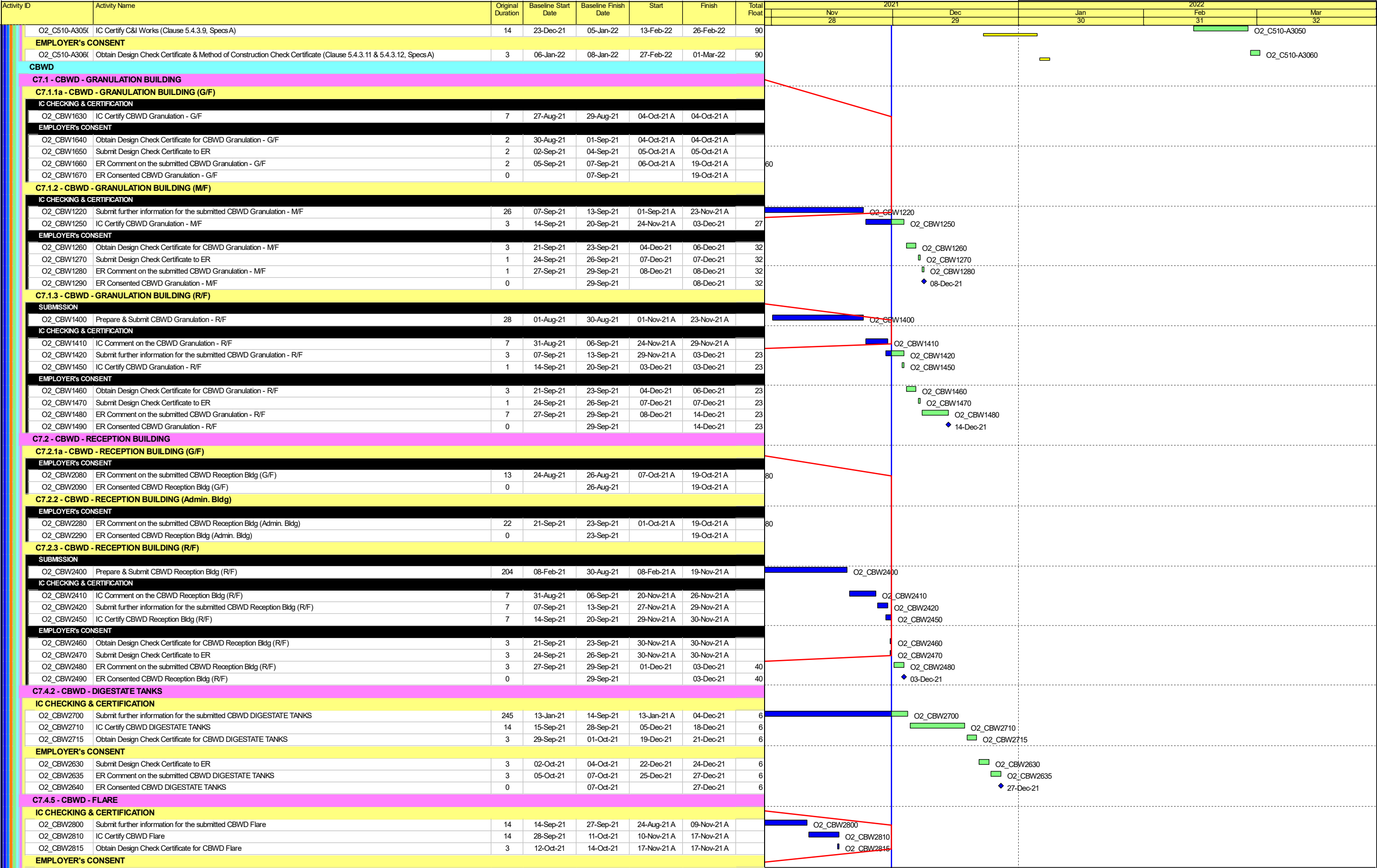
Organic Waste Treatment Facilities, Phase 2


Works Programme 3rd Issue

3-Months Rolling Programme


Date	Revision	Checked	Approved
30-Nov-21			

Page 10 of 14





Activity Name		Original Duration	Baseline Start Date	Baseline Finish Date	Start	Finish	Total Float	2021		2022		
								Nov 28	Dec 29	Jan 30	Feb 31	Mar 32
O2_CS3400b	Zone 2 Ready for Handover to E&M Works (Second AD Tanks)	0		16-Dec-21		26-Jan-22	70				26-Jan-22	
BIOGAS STORAGE TANKS, DIGESTATE TANK & PUMP ROOM												
DIGESTATE TANK (ZONE 2)												
O2_CS3620a	1st Lift of Chamber Wall for Tanks (4m height)	20	22-Oct-21	13-Nov-21	03-Jan-22	25-Jan-22	5					
O2_CS3621a	2nd Lift of Chamber Wal for Tanks (4m height)	20	15-Nov-21	07-Dec-21	26-Jan-22	21-Feb-22	5					
O2_CS3622a	3rd Lift of Chamber Wall for Tanks (4m height)	20	08-Dec-21	03-Jan-22	22-Feb-22	16-Mar-22	5					
PUMP HOUSE (ZONE 2)												
O2_CS3710	Foul Drainage Connections & G/F Slab	12	16-Nov-21	29-Nov-21	27-Jan-22	12-Feb-22	22					
O2_CS3710a	Columns, Walls and Slab (M/F & 1/F)	40	30-Nov-21	18-Jan-22	14-Feb-22	31-Mar-22	22					
BOUNDARY WALL (ZONE 2)												
O2_CS3840	Backfilling	30	02-Aug-21	11-Sep-21	01-Dec-21	07-Jan-22	177					
GRANULATION BUILDING & FACILITIES												
RC WORKS - WASTE WATER TREATMENT PLANT & GRANULATION HALL (GL NA-NI/N1-N7) (ZONE 4 & 5)												
O2_CS4200	Ground Floor Slab & Beams at +38.575mPD (GF)	34	23-Aug-21	30-Sep-21	09-Sep-21 A	26-Nov-21 A						
O2_CS4202a	Remove scaffold (ground floor slab & beams at +38.575mPD)	14	02-Oct-21	19-Oct-21	29-Nov-21 A	16-Dec-21	16					
O2_CS4204a	Watertightness Test for Underground Tanks (External/Perimeter wall)	38	15-Sep-21	22-Oct-21	01-Dec-21	07-Jan-22	0					
O2_CS4204b	Watertightness Test for Underground Tanks (Internal walls)	34	23-Oct-21	25-Nov-21	08-Jan-22	10-Feb-22	0					
O2_CS4206a	Backfilling along GL NA-NI/N1-N9 (ind removal of GFRP soil nails)	45	23-Oct-21	14-Dec-21	08-Jan-22	04-Mar-22	0					
O2_CS4220	Column, Wal and Roof Slab to +47.775mPD (RF)	45	02-Oct-21	24-Nov-21	25-Oct-21 A	03-Jan-22	23					
O2_CS4220a	Remove scaffold (UF)	14	25-Nov-21	10-Dec-21	04-Jan-22	19-Jan-22	23					
O2_CS4225a	Watertightness Test for Roofs	7	11-Dec-21	18-Dec-21	20-Jan-22	27-Jan-22	23					
O2_CS4230	Column, Wal and Roof Slab to +57.570mPD (UF) at GL NA-NF/N1-N7	27	30-Oct-21	30-Nov-21	15-Dec-21	18-Jan-22	17					
O2_CS4230a	Remove scaffold (UF)	14	01-Dec-21	16-Dec-21	11-Feb-22	26-Feb-22	0					
O2_CS4245a	External ABWF Works	116	01-Dec-21	14-Apr-22	23-Feb-22	07-Jul-22	0					
RC WORKS - PLANT ROOMS & CHP AREAS (GL NA-NI/N7-N10) (ZONE 3)												
O2_CS4105a	Excavation/Trimming works for CHP area footprint	14	29-Oct-21	13-Nov-21	14-Jan-22	29-Jan-22	0					
O2_CS4105b	Installation of Earth Mat	14	15-Nov-21	30-Nov-21	31-Jan-22	15-Feb-22	0					
O2_CS4110	Raft Footing/Base Slab to +38.575mPD (GL NA-NI / N7-N10)	30	01-Dec-21	04-Jan-22	16-Feb-22	22-Mar-22	0					
WEIGHBRIDGES & GUARD HOUSE												
O2_CS5000	Excavation	18	22-Oct-21	11-Nov-21	07-Feb-22	26-Feb-22	12					
FOOTBRIDGE / WALKWAY												
O2_CS5504	Footbridge/Walkway - Pier/Column Stage 1	30	15-Sep-21	22-Oct-21	07-Oct-21 A	27-Oct-21 A						
O2_CS5506	Footbridge/Walkway - Backfilling to Formation Level	20	23-Oct-21	15-Nov-21	28-Oct-21 A	03-Nov-21 A						
O2_CS5508	Footbridge/Walkway - Offsite Fabrication of Bridge Decking + UU Work at Portion 3	50	16-Nov-21	15-Jan-22	17-Jan-22	18-Mar-22	22					
SITEWIDE UNDERGROUND UTILITIES, SEWERAGE & DRAINAGE WORKS												
O2_CS6610	Portion 1 (@ Road 2)	67	01-Sep-21	20-Nov-21	01-Dec-21	23-Feb-22	8					
O2_CS6611	Portion 2 (@ Road 2)	67	22-Nov-21	14-Feb-22	17-Jan-22	08-Apr-22	46					
O2_CS6612	Portion 3 (@ Road 1 & 2)	45	22-Nov-21	15-Jan-22	24-Feb-22	21-Apr-22	64					
O2_CS6616	Portion 6 (@ Road 4)	72	22-Nov-21	19-Feb-22	24-Feb-22	25-May-22	8					
EXTERNAL WORKS												
O2_CS6050	Biogas Blower & Condensate Chamber	48	11-Dec-21	11-Feb-22	11-Dec-21	11-Feb-22	122					
O2_CS6060	Standby Flare slab (incl. mini-piling)	536	16-Dec-19	04-Dec-21	16-Dec-19 A	31-Jan-22	132					
O2_CS6110	Geotechnical Works (slope stabilization etc.)	204	24-May-21	15-Jan-22	24-May-21 A	14-Mar-22	215					
OTHER MAJOR EQUIPMENT FABRICATION & DELIVERY												
O2_D9000	Procurement, Fabrication & Delivery of Pre-treatment Equipment (Summary of C52-P1280 to C53-P3200)	182	31-Aug-21	20-Apr-22	08-Aug-21 A	31-May-22	54					
O2_D9005a	Procurement, Fabrication & Delivery of Walking Floor System (Summary of C52-P1200 to C52-P1260)	185	16-Jun-21	17-Dec-21	16-Jun-21 A	04-Jan-22	98					
O2_D9010a	Procurement, Fabrication & Delivery of Hammermills & Containments Press (Summary of C53-P5200 & C53-P4200)	172	01-Aug-21	19-Jan-22	15-Jul-21 A	22-Mar-22	58					
O2_D9020	Procurement, Fabrication & Delivery of Heating Coils for Digesters	180	13-Sep-21	11-Mar-22	18-Dec-21	15-Jun-22	66					
O2_D9021a	Procurement, Fabrication & Delivery of Anaerobic Digestion Equipment (Summary of C54-P1200 to C54-P1220)	308	08-Jul-21	11-May-22	08-Jul-21 A	22-Jul-22	420					
O2_D9023a	Procurement, Fabrication & Delivery of Gas Holders, Conditioning Plant & Asso. Equipment (C54-P2200 & C54-P2220)	422	08-Jun-21	03-Aug-22	16-Aug-21 A	12-Oct-22	338					
O2_D9025a	Procurement, Fabrication & Delivery of Flare	210	14-Oct-21	11-May-22	25-Dec-21	22-Jul-22	14					
O2_D9030	Procurement & Fabrication of CHP Units	326	27-May-21	17-Apr-22	27-May-21 A	28-Feb-22	86					
O2_D9040	FAT of CHP Units	20	03-Apr-22	17-Apr-22	09-Feb-22	28-Feb-22	86					
O2_D9060a	Procurement, Fabrication & Delivery of Granulation Equipment (Summary of C57-P1200 to C57-P7210)	262	14-Sep-21	27-May-22	04-Nov-21 A	12-Aug-22	399					
O2_D9080	Procurement, Fabrication & Delivery of Centralized Air Pollution Control Equipment	210	18-Sep-21	15-Apr-22	04-Oct-21 A	28-Jun-22	3					
O2_D9100	Procurement, Fabrication & Delivery of Wastewater Treatment Equipment	220	10-Sep-21	17-Apr-22	04-Oct-21 A	08-Jul-22	11					
O2_D9130	Procurement & Fabrication of HV Transformers	180	17-Sep-21	15-Mar-22	01-Nov-21 A	29-May-22	21					
O2_D9160	Procurement, Fabrication & Delivery of HV Switchboards	180	17-Oct-21	14-Apr-22	04-Oct-21 A	29-May-22	51					
O2_D9170	Procurement & Fabrication of LV Switchboards & MCC	180	17-Sep-21	15-Mar-22	04-Oct-21 A	29-May-22	56					
O2_D9200a	Procurement & Fabrication of SCADA System & Asso. Control Panels/ Consoles	230	30-Sep-21	17-May-22	01-Nov-21 A	10-Jul-22	39					
O2_D9250	Procurement, Fabrication & Delivery of Odour Control Ducts	150	08-Sep-21	04-Feb-22	01-Nov-21 A	29-Apr-22	5					
O2_D9260	Procurement, Fabrication & Delivery of Control and Instrumentation	210	31-Aug-21	28-Mar-22	15-Nov-21 A	10-Jun-22	21					
O2_D9270	Procurement, Fabrication & Delivery of Lifting Beams / Monorail Crane	165	21-Aug-21	01-Feb-22	01-Nov-21 A	14-May-22	26					
O2_D9280	Procurement, Fabrication & Delivery of P/D Equipment / Material	210	25-Sep-21	22-May-22	08-Nov-21 A	12-Jul-22	24					
O2_D9300	Procurement, Fabrication & Delivery of Cooling Tower / Chillers	300	27-Aug-21	22-Jun-22	01-Nov-21 A	27-Aug-22	10					
O2_D9320	Procurement, Fabrication & Delivery of AHU & Other MVAC Equipment	240	26-Oct-21	22-Jun-22	31-Dec-21	27-Aug-22	18					
O2_D9330a	Procurement, Fabrication & Delivery of Electrical Equipment / Material	210	18-Aug-21	14-Apr-22	04-Oct-21 A	28-Jun-22	3					
O2_D9340	Procurement, Fabrication & Delivery of ELV, ACS & CCTV	210	26-Sep-21	23-May-22	01-Dec-21	28-Jun-22	38					
O2_D9360	Procurement, Fabrication & Delivery of Lifts	180	03-Sep-21	31-Mar-22	09-Dec-21	06-Jun-22	6					
O2_D9380	Procurement, Fabrication & Delivery of FS Equipment	240	20-Sep-21	17-May-22	04-Dec-21	31-Jul-22	14					
O2_D9400	Procurement, Fabrication & Delivery of Vehide Washing Plant	240	27-Oct-21	23-Jun-22	01-Dec-21	28-Jul-22	43					



File Name: WP_04.2021-3M.11 R2c
Layout: ORRC2_WP_2021_3M
Task filter: TASK filters: 3MK, 3MN, 3MRP.
Date Printed: 22-Dec-21

Page 13 of 14

Remaining Work

Remaining Work (Critical)

Actual Work

Level of Effort

Primary Baseline

Baseline Milestone

Stat Milestone

Contract No. EP/SP/86/15

Organic Waste Treatment Facilities, Phase 2

Works Programme 3rd Issue

3-Months Rolling Programme

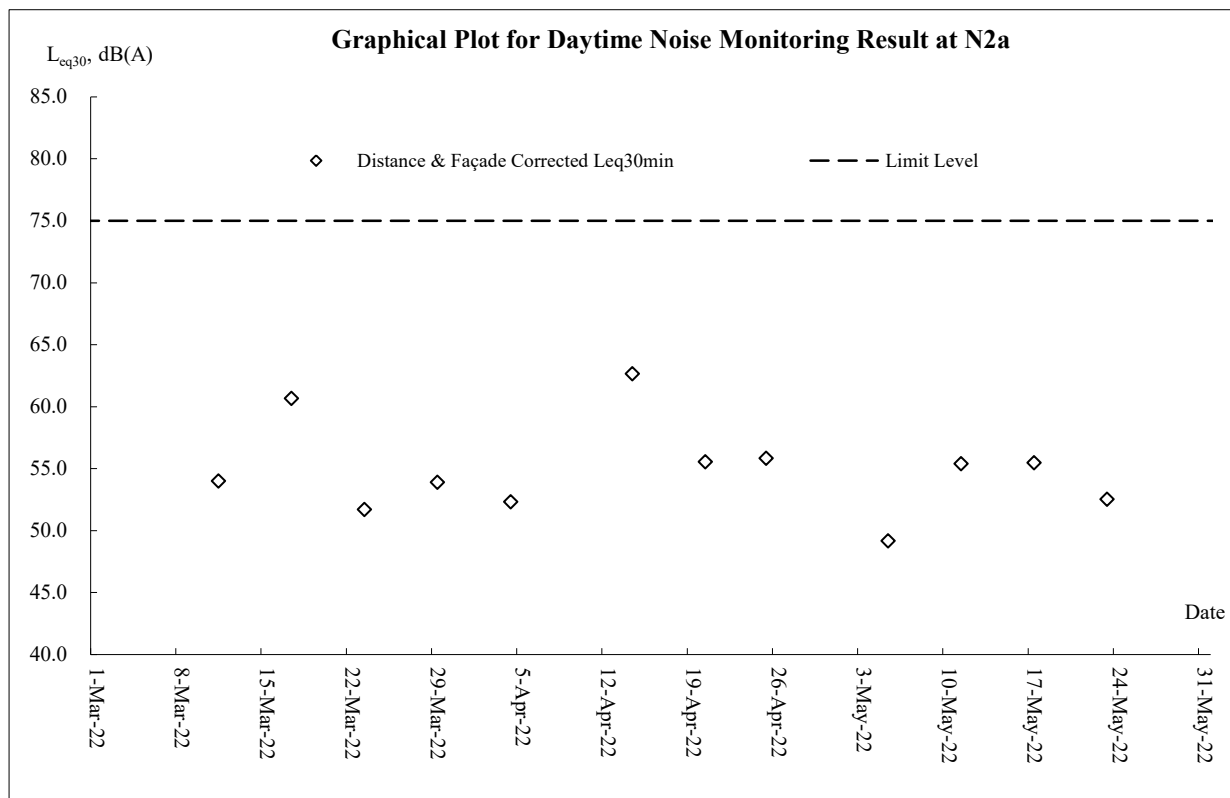
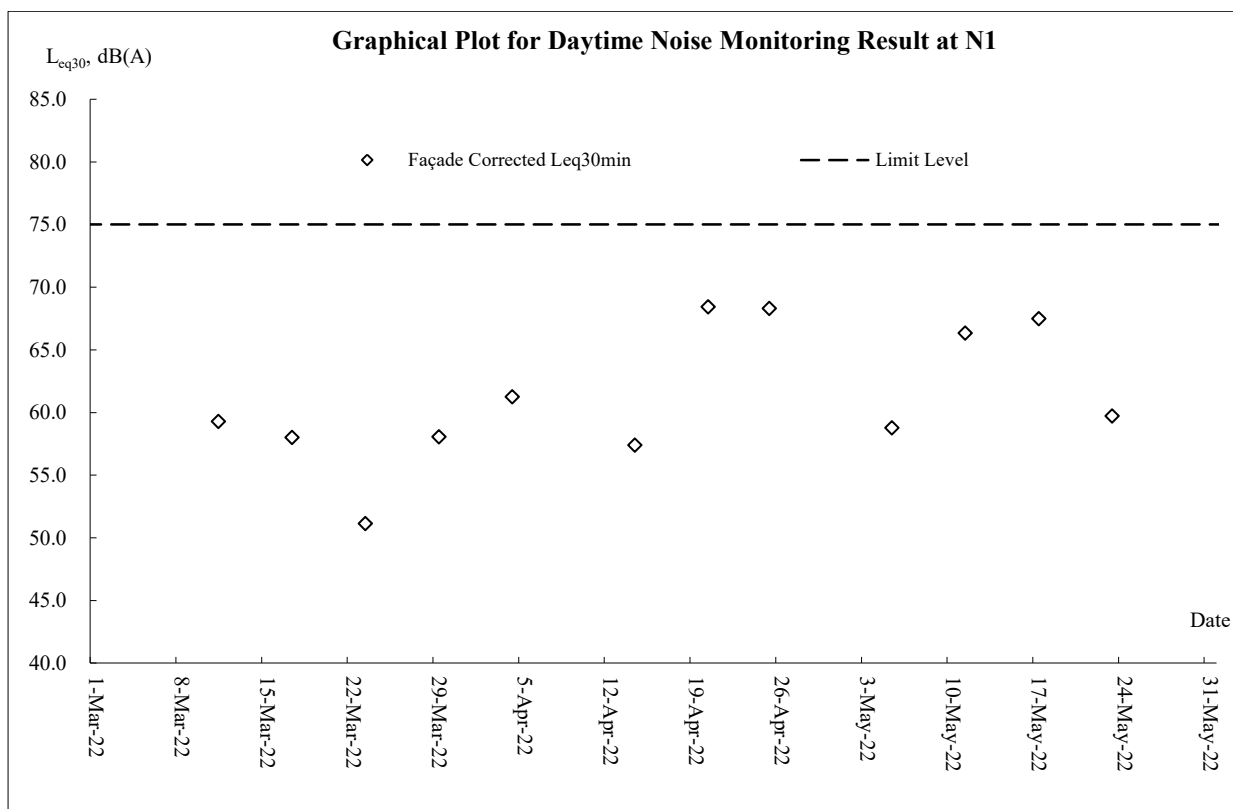
Date	Revision	Checked	Approved
30-Nov-21			

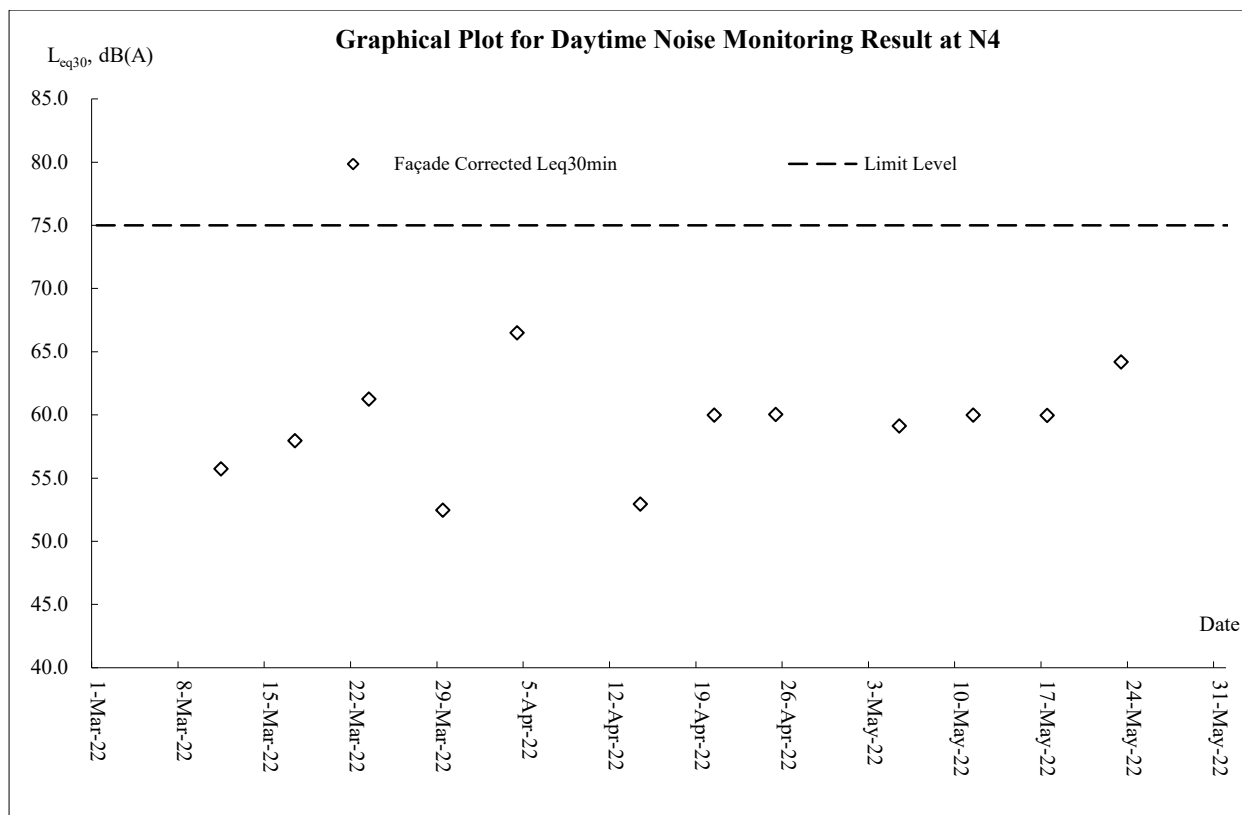
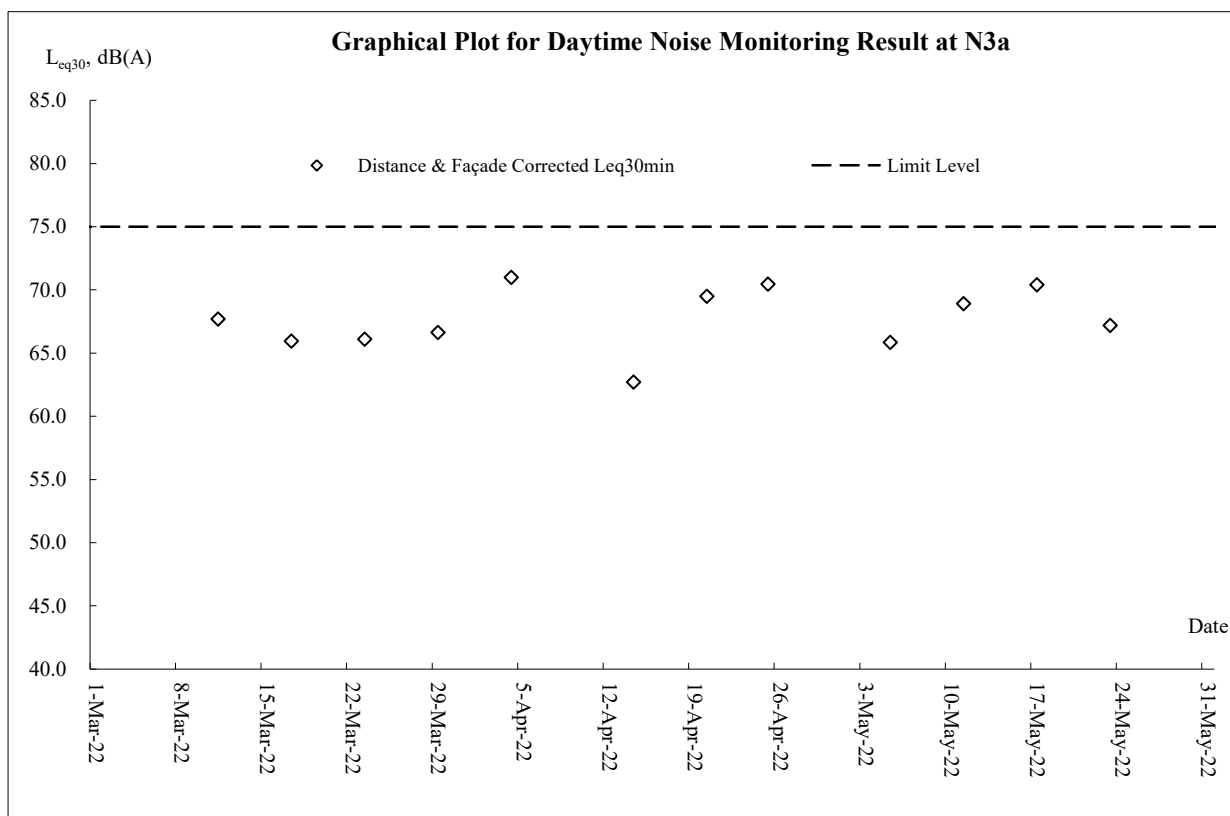
Activity ID	Activity Name	Original Duration	Baseline Start Date	Baseline Finish Date	Start	Finish	Total Float	2021		2022			
								Nov 28	Dec 29	Jan 30	Feb 31	Mar 32	
O2_D9420	Procurement, Fabrication & Delivery of Weightbridge	180	27-Oct-21	24-Apr-22	01-Dec-21	29-May-22	93						
O2_D9430	Procurement, Fabrication & Delivery of Surplus Energy Export System	240	24-Oct-21	20-Jun-22	03-Dec-21	30-Jul-22	34						
O2_D9450	Procurement, Fabrication & Delivery of Chemical Storage & Dosing System	180	10-Sep-21	08-Mar-22	01-Dec-21	29-May-22	22						
O2_D9490	Procurement, Fabrication & Delivery of Composite Services Walkway	90	09-Oct-21	06-Jan-22	03-Jan-22	02-Apr-22	3						
O2_D9500	Procurement, Fabrication & Delivery of Gensets	150	22-Aug-21	17-Feb-22	01-Dec-21	29-Apr-22	3						
E & M INSTALLATION WORKS													
O2_EM0020	Installation of Earth Mat - Granulation Bldg (before base slab)	430	17-Jul-20	30-Nov-21	17-Jul-20 A	15-Feb-22	0						
O2_EM0030	Installation of Conseal Conduits	122	11-Aug-21	13-Jan-22	11-Aug-21 A	08-Mar-22	53						
SITE ACCESS DATES FOR E&M INSTALLATION													
O2_EMA1000	Handover to E&M Works, Zone 1 - Waste Reception / Pretreatment (GF)	0		21-Dec-21		11-Feb-22	15						
O2_EMA2000	Handover to E&M Works, Zone 2 - Anaerobic Digestion Tank (First AD Tanks)	0		01-Dec-21		31-Dec-21	44						
O2_EMA2000a	Handover to E&M Works, Zone 2 - Anaerobic Digestion Tank (Second AD Tanks)	0		16-Dec-21		26-Jan-22	70						
O2_EMA2060	Handover to E&M Works, Zone 2 - Biogas Storage Tanks Area	0		02-Aug-21		27-Dec-21*	115						
ZONE 1 - WASTE RECEPTION BUILDING AREA													
O2_EM1000	Install Walking Floor System	75	24-Dec-21	21-Mar-22	16-Feb-22	13-May-22	15						
O2_EM1260	BS Installation for Waste Reception Area - 1st Fix	120	21-Dec-21	09-May-22	12-Feb-22	01-Jul-22	18						
STATUTORY INSPECTION (FSD, WA, EMSD)													
NGI - EMSD													
O2_EM8520	Application for Construction Approval of NGI - Gas Holder (Form 104)	372	03-Aug-20	09-Aug-21	03-Aug-20 A	09-Dec-21	152						
PLUMBING - WSD													
O2_EM8600	Submission of WWO46 Pt I & II (A/C Water Supply)	0	05-Oct-21		24-Dec-21		8						
O2_EM8700	Submission of WWO46 Pt I & II (FS)	0	25-Sep-21		15-Dec-21		20						
O2_EM8710	Submission of WWO46 Pt I & II (Plumbing)	0	25-Sep-21		15-Dec-21		20						
ENVIRONMENTAL PROTECTION - EPD													
O2_EM8930	EPD Submission & Approval for Air Pollution Control - Genset (Clause 2.4.13, Specs A)	240	05-Sep-21	02-May-22	01-Dec-21	28-Jul-22	8						
O2_EM8940	EPD Submission & Approval for Air Pollution Control - CHP & Flare (Clause 2.4.13, Specs A)	240	30-Oct-21	26-Jun-22	01-Dec-21	28-Jul-22	111						

Appendix E

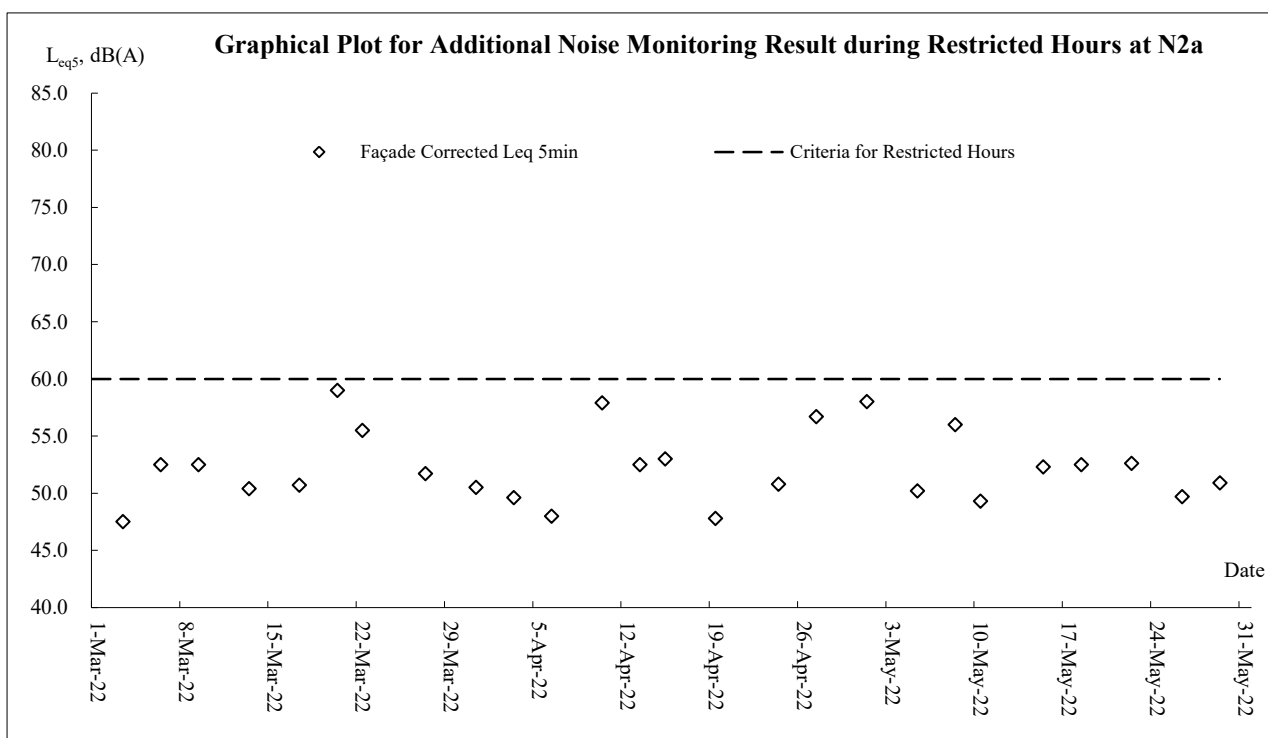
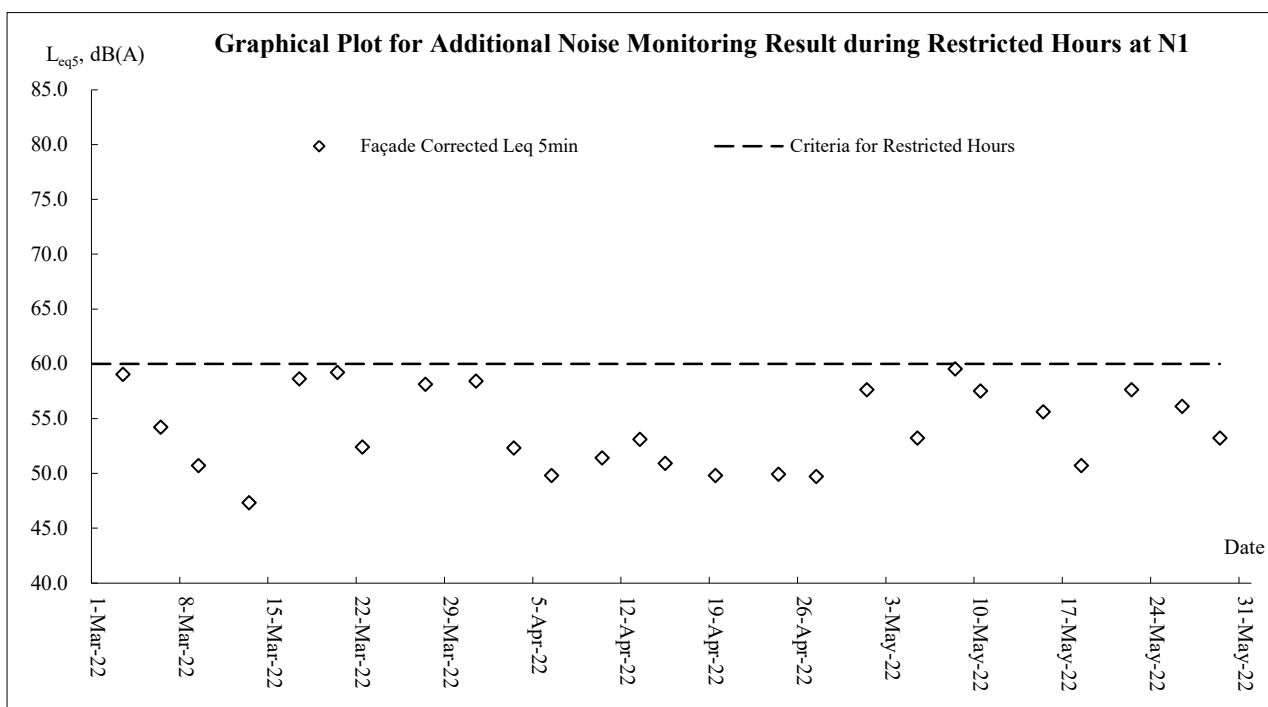
Graphical Plots of Monitoring Results

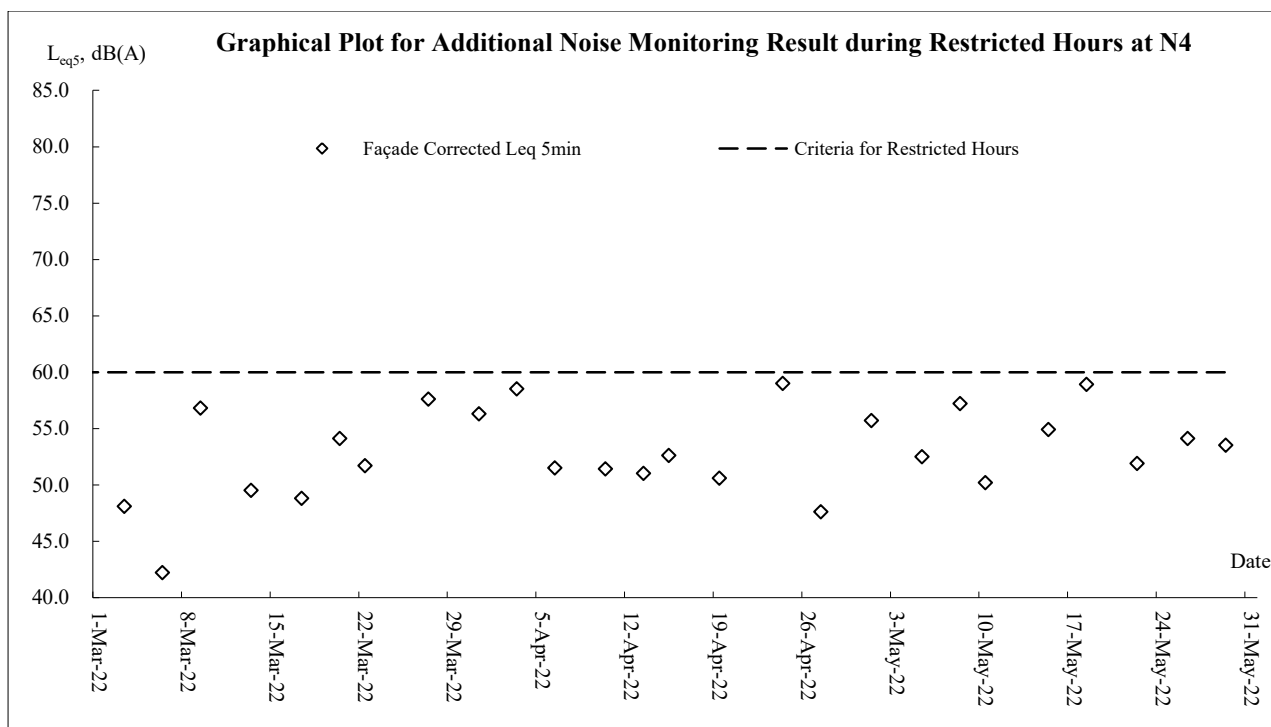
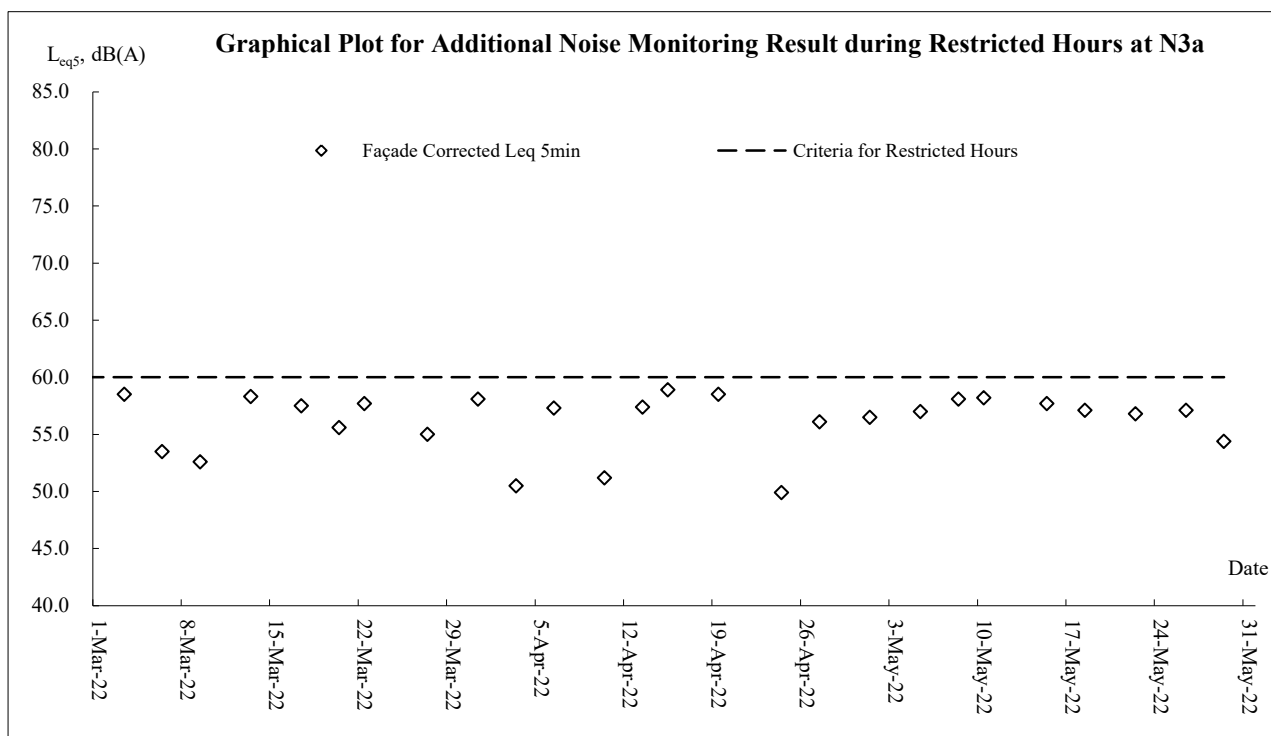
Construction Noise





Additional Noise Monitoring





Appendix F

Meteorological Information

The weather of March 2022

With the northeast monsoon over southern China generally weaker than normal for most of the time in the month, March 2022 was much warmer than usual in Hong Kong. The monthly mean maximum temperature of 25.0 degrees was 3.1 degrees above normal and the highest on record for March. Moreover, the monthly mean temperature of 21.5 degrees and monthly mean minimum temperature of 19.2 degrees were respectively the second and sixth highest on record for March. The total rainfall in the month was 92.7 millimetres, about 23 percent above the normal figure of 75.3 millimetres. The accumulated rainfall of 265.3 millimetres in the first three months of the year was about 80% above the normal figure of 147.4 millimetres for the same period.

The weather of April 2022

With dry northeast monsoon affecting Hong Kong and less moisture supply to the south China coast for most of the time in the month, April 2022 was much drier than usual in Hong Kong. The total rainfall in the month was 3.5 millimetres, only about 2 percent of the normal figure of 153.0 millimetres and the lowest on record for April. The accumulated rainfall recorded in the first four months of the year was 268.8 millimetres, about 11 percent below the normal figure of 300.4 millimetres for the same period. Moreover, the monthly mean relative humidity was 73 percent, the lowest on record for April since 1961. The month was also much sunnier than usual, the total duration of bright sunshine in the month was 191.1 hours, about 69 percent above the normal of 113.2 hours and the fifth highest on record for April. April 2022 was warmer than usual with a mean temperature of 23.7 degrees, 0.7 degree above the normal of 23.0 degrees.

The weather of May 2022

With stronger than normal northeast monsoon affecting southern China in the month, the weather of Hong Kong was much cooler than usual in May 2022. The monthly mean temperature was 25.0 degrees, 1.3 degrees below the normal figure of 26.3 degrees. Mainly attributing to the heavy rain episode on 11 – 13 May, the month was also wetter than usual with a total rainfall of 436.5 millimetres, about 50 percent above the normal of 290.6 millimetres. The accumulated rainfall recorded in the first five months of the year was 705.3 millimetres, about 19 percent above the normal figure of 590.9 millimetres for the same period.

Appendix G

Waste Flow Table

Name of Department : EPD
Contract No: EP/SP/86/15

Monthly Summary Waste Flow Table for April 2022

Version: 0

Month	Actual Quantities of Inert C&D Materials Generated Monthly						Actual Quantity of C&D Wastes Generated Monthly				
	Total Quantity Generated	Hard Rock and Large Broken Concrete	Reused in the Contract	Reused in other Projects (see Note 10)	Disposed as Public Fill	Imported Fill	Metals	Paper/ cardboard packaging (see Notes 4)	Plastics (see Notes 2 &4)	Chemical Waste	Others, eg. general refuse
	(in '000m3)	(in '000m3)	(in '000m3)	(in '000m3)	(in '000m3)	(in '000m3)	(in '000kg)	(in '000kg)	(in '000kg)	(in '000kg)	(in '000m3)
sub-total up to 2021	89.338	0.000	0.000	83.508	5.597	0.233	337.486	1.250	0.700	0.000	1.644
Jan-22	0.000	0.000	0.000	0.000	0.000	0.000	0.000	0.000	0.000	0.000	0.139
Feb-22	0.000	0.000	0.000	0.000	0.000	0.000	0.000	0.000	0.000	0.000	0.079
Mar-22	0.285	0.000	0.000	0.000	0.285	0.000	0.000	0.000	0.000	0.000	0.166
Apr-22	1.961	0.000	0.000	0.000	1.961	0.000	0.000	0.000	0.000	0.000	0.175
May-22	0.612	0.000	0.000	0.000	0.612	0.000	0.000	0.000	0.000	0.000	0.148
Jun-22											
Sub total (since 2019)	92.196	0.000	0.000	83.508	8.455	0.233	337.486	1.250	0.700	0.000	2.351
Jul-22											
Aug-22											
Sep-22											
Oct-22											
Nov-22											
Dec-22											
Total (since 2019)	92.196	0.000	0.000	83.508	8.455	0.233	337.486	1.250	0.700	0.000	2.351

Appendix H

Environmental Mitigation Implementation Schedule (Extracted from EM&A Manual)

EIA Ref.	EM&A Ref.	Environmental Protection Measures	Location / Duration of measures / Timing of completion of measures	Implementation Agent	Implementation Stage ¹				Relevant Legislation & Guidelines
					Des	Con	Op	Dec	
Air Quality Impact (Construction)									
3.8.1.1	2.4	General Dust Control Measures Dust emissions could be suppressed by regular water spraying on site. In general, water spraying twice a day could reduce dust emission from active construction area by 50%. However, for the Project more frequent water spraying is proposed. Watering eight times per day, or once every 1.5 hours, is suggested at all active works areas in order to achieve a higher dust suppression efficiency of 87.5%.	Within construction site / Duration of the construction phase	Contractor		✓			EIA Recommendation and Air Pollution Control (Construction Dust) Regulation
3.8.1.2	2.4	Best Practice For Dust Control The relevant best practices for dust control as stipulated in the <i>Air Pollution Control (construction Dust) Regulation</i> should be adopted to further reduce the construction dust impacts of the Project. These best practices include: <i>Good Site Management</i> <ul style="list-style-type: none">Good site management is important to help reducing potential air quality impact down to an acceptable level. As a general guide, the Contractor should maintain a high standard of housekeeping to prevent emissions of fugitive dust. Loading, unloading, handling and storage of raw materials, wastes or by-products should be carried out in a manner so as to minimise the release of visible dust emission. Any piles of materials accumulated on or around the work areas should be cleaned up regularly. Cleaning, repair and maintenance of all plant facilities within the work areas should be carried out in a manner minimising generation of fugitive dust emissions. The material should be handled properly to prevent fugitive dust emission before cleaning. <i>Disturbed Parts of the Roads</i> <ul style="list-style-type: none">Each and every main temporary access should be paved with concrete, bituminous hardcore materials or metal plates and kept clear of dusty materials; orUnpaved parts of the road should be sprayed with water or a dust suppression chemical so as to keep the entire road	Within construction site / Duration of the construction phase	Contractor		✓			EIA Recommendation and Air Pollution Control (Construction Dust) Regulation

EIA Ref.	EM&A Ref.	Environmental Protection Measures	Location / Duration of measures / Timing of completion of measures	Implementation Agent	Implementation Stage ¹				Relevant Legislation & Guidelines
					Des	Con	Op	Dec	
		<p>surface wet.</p> <p><i>Exposed Earth</i></p> <ul style="list-style-type: none">Exposed earth should be properly treated by compaction, hydroseeding, vegetation planting or seating with latex, vinyl, bitumen within six months after the last construction activity on the site or part of the site where the exposed earth lies. <p><i>Loading, Unloading or Transfer of Dusty Materials</i></p> <ul style="list-style-type: none">All dusty materials should be sprayed with water immediately prior to any loading or transfer operation so as to keep the dusty material wet. <p><i>Debris Handling</i></p> <ul style="list-style-type: none">Any debris should be covered entirely by impervious sheeting or stored in a debris collection area sheltered on the top and the three sides.Before debris is dumped into a chute, water should be sprayed so that it remains wet when it is dumped. <p><i>Transport of Dusty Materials</i></p> <ul style="list-style-type: none">Vehicle used for transporting dusty materials/spoils should be covered with tarpaulin or similar material. The cover should extend over the edges of the sides and tailboards. <p><i>Wheel washing</i></p> <ul style="list-style-type: none">Vehicle wheel washing facilities should be provided at each construction site exit. Immediately before leaving the construction site, every vehicle should be washed to remove any dusty materials from its body and wheels. <p><i>Use of vehicles</i></p> <ul style="list-style-type: none">The speed of the trucks within the site should be controlled to about 10km/hour in order to reduce adverse dust impacts and secure the safe movement around the site.Immediately before leaving the construction site, every vehicle should be washed to remove any dusty materials from its body and wheels.Where a vehicle leaving the construction site is carrying a load of dusty materials, the load should be covered entirely							

EIA Ref.	EM&A Ref.	Environmental Protection Measures	Location / Duration of measures / Timing of completion of measures	Implementation Agent	Implementation Stage ¹				Relevant Legislation & Guidelines
					Des	Con	Op	Dec	
		by clean impervious sheeting to ensure that the dusty materials do not leak from the vehicle. <i>Site hoarding</i> <ul style="list-style-type: none"> Where a site boundary adjoins a road, street, service lane or other area accessible to the public, hoarding of not less than 2.4m high from ground level should be provided along the entire length of that portion of the site boundary except for a site entrance or exit. 							
Air Quality Impact (Operation)									
3.8.2	2.3	Odour patrol at site boundary of the Project	Site boundary / During operation stage (the need to continue the odour patrol after the end of the 2-year monitoring period would depend on the monitoring results and should be agreed with EPD)	OWTF Operator	✓		✓		EIAO-TM
3.8.2	2.4	Install gas cleaning equipment and stack on the CHP and odour treatment unit <ul style="list-style-type: none"> The preliminary design suggests the use of a two stage process involving either a biofilter or Ultraviolet Light (UV-C) together with ozone treatment as the first stage, and an activated carbon filter as the second stage for the odour treatment unit. It is recommended to install the UV-C and ozone treatment system with second stage active carbon filters as this has a lower footprint requirement than the biofilter option. However, the actual unit installed depends on the final design by the contractor in the design phase. The preliminary design incorporates a combination of thermal and catalytic treatment processes to remove pollutants from the exhaust gasses from the CHP. Both the odour treatment unit and the CHP emissions are suggested to be directed to a flue to aid the dispersion and minimise effects on ASRs. 	CHP and odour treatment unit	Design Consultant / OWTF Operator	✓		✓		EIA Recommendation
Hazard Risk Assessment (Operation)									

EIA Ref.	EM&A Ref.	Environmental Protection Measures	Location / Duration of measures / Timing of completion of measures	Implementation Agent	Implementation Stage ¹				Relevant Legislation & Guidelines
					Des	Con	Op	Dec	
4.9	3.2	<p>The HA has assumed that the following "Good Practices" and "recommended design measures" for the safe operation of OWTF 2 shall be carried out as far as reasonably practicable:</p> <ul style="list-style-type: none"> ■ The process plant building will be provided with adequate number of gas detectors distributed over the various areas of potential leak sources to provide adequate coverage. ■ All electrical equipment inside the building will be classified in accordance with the electrical area classification requirements. No unclassified electrical equipment will be used during operations or maintenance. ■ Reference can be made to Codes of Practice and guidance issued in Europe that applies to places where explosive atmospheres may occur (called 'ATEX' requirements). These are covered as part of the European Directive: the Explosive Atmospheres Directive (99/92/EC) and the UK regulations, Dangerous Substances and Explosive Atmospheres Regulations 2002 (DSEAR). Where potentially explosive atmospheres may occur in the workplace, the requirements include, identifying and classifying (zoning) areas where potentially explosive atmospheres may occur; avoiding ignition sources in zoned areas, in particular those from electrical and mechanical equipment; where necessary, identifying the entrances to zoned areas; providing appropriate anti-static clothing for employees; and before they come into operation, verifying the overall explosion protection safety of areas where explosive atmospheres may occur. ■ All safety valves design shall take into account discharging any released fluid to a safe location, or stopping misdirection of fluid flows in order to avoid hazardous outcome. ■ Safety markings and crash barriers will be provided to the aboveground piping, digesters and the gas holder near the entrance. ■ Lightning protection installations will be installed following IEC 62305, BS EN 62305, AS/NZS 1768, NFPA 780 or equivalent standards. ■ A 10m high boundary wall with fire resistance will be 	During design and operation phases	Design Consultant / OWTF Operator	✓		✓		EIAO & EIAO TM Annex 4

EIA Ref.	EM&A Ref.	Environmental Protection Measures	Location / Duration of measures / Timing of completion of measures	Implementation Agent	Implementation Stage ¹				Relevant Legislation & Guidelines
					Des	Con	Op	Dec	
		<p>provided in the vicinity of the digester tanks, gasholders and gas purification equipment to protect the equipment against external fires, and to provide some protection to external areas from the effects of fire/explosion.</p> <ul style="list-style-type: none"> ▪ Suitable fire extinguishers will be provided within the site. An External Water Spray System (EWSS) will be installed in appropriate areas, such as around the gasholders, gas purification, desulphurisation units, and digester areas. The facilities will also be equipped with fire and gas detection system and fire suppression system. Stringent procedures are implemented to prohibit smoking or naked flames to be used on-site. ▪ Fixed crash barriers will be provided in areas where process equipment is adjacent to the internal roadway to protect against vehicle collision. Adequate warning signage and lighting will also be provided and maximum speed limit will also be in place. 							
Noise Impact (Construction)									
5.9.1	4.2.7	<p>Good Site Practice Good site practice and noise management can significantly reduce the impact of construction site activities on nearby NSRs. The following package of measures should be followed during each phase of construction:</p> <ul style="list-style-type: none"> ▪ only well-maintained plant to be operated on-site and plant should be serviced regularly during the construction works; ▪ machines and plant that may be in intermittent use to be shut down between work periods or should be throttled down to a minimum; ▪ plant known to emit noise strongly in one direction, should, where possible, be orientated to direct noise away from the NSRs; ▪ mobile plant should be sited as far away from NSRs as possible; and ▪ material stockpiles and other structures to be effectively utilised, where practicable, to screen noise from on-site 	Within construction site / During construction phase	Contractor		✓			EIAO, EIAO-TM and Noise Control Ordinance

EIA Ref.	EM&A Ref.	Environmental Protection Measures	Location / Duration of measures / Timing of completion of measures	Implementation Agent	Implementation Stage ¹				Relevant Legislation & Guidelines
					Des	Con	Op	Dec	
		construction activities.							
5.9.1	4.2.7	Selection of Quieter PME The recommended quieter PME adopted in the assessment were taken from the EPD's QPME Inventory and British Standard, namely <i>Noise Control on Construction and Open Sites, BS 5228: Part 1: 2009</i> . It should be noted that the silenced PME selected for assessment can be found in Hong Kong.	Within construction site / During construction phase	Contractor		✓			EIAO, EIAO-TM and Noise Control Ordinance
5.9.1	4.2.7	Use of Movable Noise Barriers Movable noise barriers can be very effective in screening noise from particular items of plant when constructing the Project. Noise barriers located along the active works area close to the noise generating component of a PME could produce at least 10 dB(A) screening for stationary plant and 5 dB(A) for mobile plant provided the direct line of sight between the PME and the NSRs is blocked.	Within construction site / During construction phase	Contractor		✓			EIAO, EIAO-TM and Noise Control Ordinance
5.9.1	4.2.7	Use of Noise Enclosure/ Acoustic Shed The use of noise enclosure or acoustic shed is to cover stationary PME such as air compressor and generator. With the adoption of the noise enclosure, the PME could be completely screened, and noise reduction of 15 dB(A) can be achieved according to the EIAO Guidance Note No.9/2010.	Within construction site / During construction phase	Contractor		✓			EIAO, EIAO-TM and Noise Control Ordinance
5.9.1	4.2.7	Use of Noise Insulating Fabric Noise insulating fabric can also be adopted for certain PME (e.g. pilling machine etc). The fabric should be lapped such that there are no openings or gaps on the joints. According to the approved Tsim Sha Tsui Station Northern Subway EIA report (AEIAR-127/2008), a noise reduction of 10 dB(A) can be achieved for the PME lapped with the noise insulating fabric.	Within construction site / During construction phase	Contractor		✓			EIAO, EIAO-TM and Noise Control Ordinance
Noise Impact (Operation)									
5.9.2	4.2.7	Fixed Plant Noise Specification of the maximum allowable sound power levels of the proposed fixed plants should be followed. The following noise reduction measures should be considered as far as practicable during operation: <ul style="list-style-type: none"> Choose quieter plant such as those which have been effectively silenced; 	Within construction site / During operation phase / Throughout operation phase	Design Consultant / Contractor	✓		✓		EIAO, EIAO-TM and Noise Control Ordinance

EIA Ref.	EM&A Ref.	Environmental Protection Measures	Location / Duration of measures / Timing of completion of measures	Implementation Agent	Implementation Stage ¹				Relevant Legislation & Guidelines
					Des	Con	Op	Dec	
		<ul style="list-style-type: none"> Include noise levels specification when ordering new plant (including chillier and E/M equipment); Locate fixed plant/louver away from any NSRs as far as practicable; Locate fixed plant in walled plant rooms or in specially designed enclosures; Locate noisy machines in a completely separate building; Install direct noise mitigation measures including silencers, acoustic louvers and acoustic enclosure where necessary; and Develop and implement a regularly scheduled plant maintenance programme so that equipment is properly operated and serviced in order to maintain a controlled level of noise. 							
Water Quality Impact (Construction)									
6.8.1.1	5.3	<p>Construction site runoff</p> <p>The site practices outlined in ProPECC Note PN 1/94 should be followed as far as practicable in order to minimise surface runoff and the chance of erosion. The following measures are recommended to protect water quality and sensitive uses of the coastal area, and when properly implemented should be sufficient to adequately control site discharges so as to avoid water quality impacts:</p> <ul style="list-style-type: none"> At the start of site establishment, perimeter cut-off drains to direct off-site water around the site should be constructed with internal drainage works and erosion and sedimentation control facilities implemented. Channels, earth bunds or sand bag barriers should be provided on site to direct storm water to silt removal facilities. The design of the temporary on-site drainage system should be undertaken by the Contractor prior to the commencement of construction; Sand/silt removal facilities such as sand/silt traps and sediment basins should be provided to remove sand/silt particles from runoff to meet the requirements of the TM standards under the WPCO. The design of efficient silt 	Within construction site / Duration of the construction phase	Contractor		✓			ProPECC Note PN 1/94

EIA Ref.	EM&A Ref.	Environmental Protection Measures	Location / Duration of measures / Timing of completion of measures	Implementation Agent	Implementation Stage ¹				Relevant Legislation & Guidelines
					Des	Con	Op	Dec	
		<p>removal facilities should be based on the guidelines in Appendix A1 of ProPECC Note PN 1/94. Sizes may vary depending upon the flow rate. The detailed design of the sand/silt traps should be undertaken by the Contractors prior to the commencement of construction.</p> <ul style="list-style-type: none">■ All drainage facilities and erosion and sediment control structures should be regularly inspected and maintained to ensure proper and efficient operation at all times and particularly during rainstorms. Deposited silt and grit should be regularly removed, at the onset of and after each rainstorm to ensure that these facilities are functioning properly at all times.■ Measures should be taken to minimize the ingress of site drainage into excavations. If excavation of trenches in wet periods is necessary, they should be dug and backfilled in short sections wherever practicable. Water pumped out from foundation excavations should be discharged into storm drains via silt removal facilities.■ All vehicles and plant should be cleaned before leaving a construction site to ensure no earth, mud, debris and the like is deposited by them on roads. An adequately designed and sited wheel washing facility should be provided at construction site exit where practicable. Wash-water should have sand and silt settled out and removed regularly to ensure the continued efficiency of the process. The section of access road leading to, and exiting from, the wheel-wash bay to the public road should be paved with sufficient backfall toward the wheel-wash bay to prevent vehicle tracking of soil and silty water to public roads and drains.■ Open stockpiles of construction materials or construction wastes on-site should be covered with tarpaulin or similar fabric during rainstorms. Measures should be taken to prevent the washing away of construction materials, soil, silt or debris into any drainage system.■ Manholes (including newly constructed ones) should be adequately covered and temporarily sealed so as to prevent silt, construction materials or debris being washed into the drainage system and stormwater runoff being directed into							

EIA Ref.	EM&A Ref.	Environmental Protection Measures	Location / Duration of measures / Timing of completion of measures	Implementation Agent	Implementation Stage ¹				Relevant Legislation & Guidelines
					Des	Con	Op	Dec	
		<p>foul sewers.</p> <ul style="list-style-type: none"> Precautions should be taken at any time of the year when rainstorms are likely. Actions should be taken when a rainstorm is imminent or forecasted and actions to be taken during or after rainstorms are summarized in Appendix A2 of ProPECC Note PN 1/94. Particular attention should be paid to the control of silty surface runoff during storm events, especially for areas located near steep slopes. Bentonite slurries used in piling or slurry walling should be reconditioned and reused wherever practicable. Temporary enclosed storage locations should be provided on-site for any unused bentonite that needs to be transported away after all the related construction activities are completed. The requirements in ProPECC Note PN 1/94 should be adhered to in the handling and disposal of bentonite slurries. 							
6.8.1.2	5.3	<p>General construction activities</p> <p>Construction solid waste, debris and refuse generated on-site should be collected, handled and disposed of properly to avoid entering any nearby storm water drain. Stockpiles of cement and other construction materials should be kept covered when not being used.</p>	Within construction site / During construction phase	Contractor		✓			ProPECC Note PN 1/94
6.8.1.3	5.3	<p>Excavation works</p> <p>The construction programme should be properly planned to minimise excavation works during the wet season (April to September), temporarily exposed slope/soil surfaces should be covered by a tarpaulin or other means, as far as practicable. Interception channels should be provided (e.g. along the crest/edge of the excavation) to prevent storm runoff from washing across exposed soil surfaces. Arrangements should be in place to ensure that adequate surface protection measures can be safely carried out well before the arrival of a rainstorm. Other measures that need to be implemented before, during and after rainstorms are summarized in ProPECC PN 1/94.</p>	Within construction site / During construction phase	Contractor		✓			ProPECC Note PN 1/94
6.8.1.4	5.3	<p>Accidental spillage</p> <ul style="list-style-type: none"> The Contractor should register as a chemical waste producer 	Within construction site / During construction phase	Contractor		✓			ProPECC Note PN 1/94 and Waste Disposal

EIA Ref.	EM&A Ref.	Environmental Protection Measures	Location / Duration of measures / Timing of completion of measures	Implementation Agent	Implementation Stage ¹				Relevant Legislation & Guidelines
					Des	Con	Op	Dec	
		<p>if chemical wastes are produced from construction activities. The Waste Disposal Ordinance (Cap 354) and its subsidiary regulations in particular the Waste Disposal (Chemical Waste) (General) Regulation should be observed and complied with for control of chemical wastes.</p> <ul style="list-style-type: none"> ■ Maintenance of vehicles and equipment, involving activities with potential for leakage and spillage, should only be undertaken within areas appropriately equipped to control these discharges. ■ Oils and fuels should only be stored in designated areas which have pollution prevention facilities. To prevent spillage of fuels and solvents to any nearby storm water drain, all fuel tanks and storage areas should be provided with locks and be sited on sealed areas, within bunds of a capacity equal to 110% of the storage capacity of the largest tank. The bund should be drained of rainwater after a rain event. ■ Disposal of chemical wastes should be carried out in compliance with the Waste Disposal Ordinance. The Code of Practice on the Packaging, Labelling and Storage of Chemical Wastes published under the Waste Disposal Ordinance details the requirements to deal with chemical wastes. General requirements are given as follows: <ul style="list-style-type: none"> – Suitable containers should be used to hold the chemical wastes to avoid leakage or spillage during storage, handling and transport. – Chemical waste containers should be suitably labelled, to notify and warn the personnel who are handling the wastes, to avoid accidents. – Storage area should be selected at a safe location on site and adequate space should be allocated to the storage area. 							Ordinance
6.8.1.5	5.3	<p>Sewage effluent from construction workforce</p> <p>Temporary sanitary facilities, such as portable chemical toilets, should be employed on-site where necessary to handle sewage from the workforce. A licensed contractor should be employed to provide appropriate and adequate portable toilets and be</p>	Within construction site / During construction phase	Contractor		✓			ProPECC Note PN 1/94

EIA Ref.	EM&A Ref.	Environmental Protection Measures	Location / Duration of measures / Timing of completion of measures	Implementation Agent	Implementation Stage ¹				Relevant Legislation & Guidelines
					Des	Con	Op	Dec	
		responsible for appropriate disposal and maintenance.							
Water Quality Impact (Operation)									
6.8.2.1	5.3	Sewage effluent and sewerage impact In order to minimise the risk of exceeding capacity of the sewerage system, on-site underground storage of effluent is recommended for the OWTF 2, with a capacity of 6 hours of peak flow. Using the values presented in the preliminary design, the on-site storage required to buffer excess capacity would be equivalent to 30 m ³ . A below ground effluent retention tank would function to store effluent produced during peak periods when usage of the Sha Ling pumping station is high. Effluent stored during such periods could then be pumped out of the retention tank and discharged into the public sewer during off-peak times when capacity is sufficient.	Within construction site / During design and operation phase	Design Consultant / OWTF Operator	✓		✓		EIA recommendations
6.8.2.2	5.3	Wastewater generation from organic waste treatment processes Wastewater must be collected and diverted to the wastewater treatment plant (WWTP). An adequately sized WWTP with technologies such as membrane bioreactor, reverse osmosis or multi-phase separation process or system should be provided for the OWTF 2. Polluting parameters in the effluent should be in compliance with the requirements as specified in the TM-DSS. <i>Leachate from the waste reception and composting process</i> <ul style="list-style-type: none"> A drainage system will be provided at the reception area connecting to the proposed onsite WWTP. The leachate would be treated in the WWTP and there would be no direct discharge of leachate. <i>Dewatering of the digestate from the separators</i> <ul style="list-style-type: none"> The wastewater generated from the dewatering of digestate from the digesters is expected to be around 229.18 m³/day and a peak flow of 5.31L/s. The on-site WWTP will deploy suitable treatment process in order to reduce the pollution level to an acceptable standard. The effluent shall be treated according to the TM-DSS standard before discharging to foul sewers. 	Within construction site / During design and operation phase	Design Consultant / OWTF Operator	✓		✓		TM-DSS, Water Pollution Control Ordinance

EIA Ref.	EM&A Ref.	Environmental Protection Measures	Location / Duration of measures / Timing of completion of measures	Implementation Agent	Implementation Stage ¹				Relevant Legislation & Guidelines
					Des	Con	Op	Dec	
		<p><i>Condensate from biogas drying, odour treatment and ventilation system</i></p> <ul style="list-style-type: none"> Condensate from biogas handling and wastewater from the odour treatment process would be collected and transferred to the WWTP. There is no direct discharge of wastewater to the sewer. <p><i>Washing of waste delivery trucks</i></p> <ul style="list-style-type: none"> Surplus wastewater generated from the vehicle washing facilities would be collected and transferred to the WWTP for further treatment before discharging to the foul sewer. <p><i>Untreated wastewater from wastewater treatment plant</i></p> <ul style="list-style-type: none"> Maintenance of the WWTP and its connection pipe work would be conducted regularly to confirm the condition of the holding tank and pipes. This will ensure early detection of any damage for repair or replacement. <p><i>Leakage of materials from WWTP</i></p> <ul style="list-style-type: none"> Regular scheduled maintenance of the WWTP will be carried out to confirm the condition of the facility and detect any damages at an early stage for repair or replacement. 							
6.8.2.3	5.3	<p>Contaminated stormwater runoff and accidental spillages</p> <p>Regular maintenance of plant facilities, as recommended in Section 6.8.2.2 of the EIA report, will be performed to confirm the condition of plant facilities and detect any damage for repair or replacement. Training should be provided to the employees on handling accidental spillage, so that in such cases, actions can be carried out quickly to avoid runoff to nearby streams/drains.</p>	Within construction site / During operation phase / Throughout operation phase	OWTF Operator			✓		TM-DSS; Water Pollution Control Ordinance
Waste Management Implications (Construction)									
7.6.1.1	6.3	<p>Good Site Practices</p> <p>Recommendations for good site practices during the construction activities include:</p> <ul style="list-style-type: none"> Obtain the relevant waste disposal permits from appropriate authorities, in accordance with the Waste Disposal Ordinance (Cap. 354) and subsidiary Regulations and the Land (Miscellaneous Provisions) Ordinance (Cap. 28); 	Project construction site / Throughout construction stage / Until completion of all construction activities	Contractor		✓			Waste Disposal Ordinance; Regulation and the Land (Miscellaneous Provisions) Ordinance;

EIA Ref.	EM&A Ref.	Environmental Protection Measures	Location / Duration of measures / Timing of completion of measures	Implementation Agent	Implementation Stage ¹				Relevant Legislation & Guidelines
					Des	Con	Op	Dec	
		<ul style="list-style-type: none"> Provide staff training for proper waste management and chemical handling procedures; Provide sufficient waste disposal points and regular waste collection; Provide appropriate measures to minimise windblown litter and dust during transportation of waste by either covering trucks or by transporting wastes in enclosed containers; Carry out regular cleaning and maintenance programme for drainage systems, sumps and oil interceptors; Separate chemical wastes for special handling and disposal to licensed facilities for treatment; and Employ licensed waste collectors to collect waste. 							Waste Disposal (Chemical Wastes) (General) Regulation; Technical Circular (Works) No. 19/2005 Environmental Management on Construction Site
7.6.1.2	6.3	Waste Reduction Measures Recommendations to achieve waste reduction include: <ul style="list-style-type: none"> Design foundation works to minimise the amount of excavated material to be generated; Provide training on the importance of site cleanliness and appropriate waste management procedures, including waste reduction, reuse and recycling; Sort demolition debris and excavated materials from demolition works to recover reusable/recyclable portions Segregation and storage of different types of waste in different containers or skips to enhance reuse or recycling of materials and their proper disposal Encourage collection of recyclable waste such as waste paper and aluminium cans by providing separate labelled bins to enable such waste to be segregated from other general refuse generated by the work force Plan the use of construction materials carefully to minimise amount of waste generated and avoid unnecessary generation of waste 	Project construction site / Throughout construction stage / Until completion of all construction activities	Contractor	✓	✓			Waste Disposal Ordinance
7.6.1.3	6.3	Excavated and C&D Materials In order to minimise impacts resulting from collection and transportation of C&D material for off-site disposal, the	Project construction site / Throughout construction stage / Until completion	Contractor	✓	✓			Waste Disposal Ordinance ; DEVB Technical

EIA Ref.	EM&A Ref.	Environmental Protection Measures	Location / Duration of measures / Timing of completion of measures	Implementation Agent	Implementation Stage ¹				Relevant Legislation & Guidelines
					Des	Con	Op	Dec	
		excavated materials should be reused on-site as fill material as backfilling material and for landscaping works far as practicable. Other mitigation requirements are: <ul style="list-style-type: none"> A Waste Management Plan (WMP), which becomes part of the Environmental Management Plan (EMP), should be prepared in accordance with ETWB TC(W) No.19/2005; A recording system for the amount of wastes generated, recycled and disposed of (including the disposal sites) should be adopted for easy tracking; and In order to monitor the disposal of excavated and non-inert C&D material at public filling facilities and landfills and to control fly-tipping, a trip-ticket system should be adopted (refer to DEVB TC(W) No. 6/2010). 	of all construction activities						Circular (Works) No.6/2010 for Trip Ticket System for Disposal of Construction & Demolition Materials; Technical Circular (Works) No. 19/2005 Environmental Management on Construction Site
7.6.1.4	6.3	Chemical Waste Should chemical wastes be produced at the construction site, the Contractor would be required to register with EPD as a Chemical Waste Producer and to follow the guidelines stated in the Code of Practice on the Packaging, Labelling and Storage of Chemical Wastes. Good quality containers compatible with the chemical wastes should be used, and incompatible chemicals should be stored separately. Appropriate labels should be securely attached on each chemical waste container indicating the corresponding chemical characteristics of the chemical waste (such as explosive, flammable, oxidizing, irritant, toxic, harmful, or corrosive). The Contractor should employ a licensed collector to transport and dispose of the chemical wastes, to either the CWTC in Tsing Yi, or any other licensed facilities, in accordance with the Waste Disposal (Chemical Waste) (General) Regulation.	Project construction site / Throughout construction stage / Until completion of all construction activities	Contractor		✓			Code of Practice on the Packaging Labelling and Storage of Chemical Wastes; Waste Disposal (Chemical Waste) (General) Regulation
7.6.1.5	6.3	General Refuse General refuse should be stored in enclosed bins or compaction units separated from excavated and non-inert C&D materials. A reputable waste collector should be employed by the Contractor to remove general refuse from the site, separately from inert C&D materials. Preferably an enclosed and covered area should be provided to reduce the occurrence of 'wind blown' light material.	Project construction site / Throughout construction stage / Until completion of all construction activities	Contractor		✓			Waste Disposal Ordinance and Public Health and Municipal Services Ordinance - Public Cleansing and Prevention of Nuisances

EIA Ref.	EM&A Ref.	Environmental Protection Measures	Location / Duration of measures / Timing of completion of measures	Implementation Agent	Implementation Stage ¹				Relevant Legislation & Guidelines
					Des	Con	Op	Dec	
									Regulation
Waste Management Implications (Operation)									
7.6.2.1	6.3	<p>Good site practices</p> <p>Adoption of the following good operational practices should be recommended to minimise waste management impacts:</p> <ul style="list-style-type: none"> Obtain the necessary waste disposal permits from the appropriate authorities, in accordance with the Waste Disposal Ordinance (Cap. 354), Waste Disposal (Chemical Waste) (General) Regulation and the Land (Miscellaneous Provision) Ordinance (Cap. 28); Nomination of an approved person to be responsible for good site practice, arrangements for collection and effective disposal to an appropriate facility of all wastes generated at the site; Use of a waste haulier licensed to collect specific category of waste; A trip-ticket system should be included as one of the contractual requirements and implemented by the Environmental Team to monitor the disposal of solid wastes at public filling facilities and landfills, and to control fly tipping. Reference should be made to DEVB TC(W) No. 6/2010. Training of site personnel in proper waste management and chemical waste handling procedures; Separation of chemical wastes for special handling and appropriate treatment at a licensed facility; Routine cleaning and maintenance programme for drainage systems, sumps and oil interceptors; Provision of sufficient waste disposal points and regular collection for disposal; Adoption of appropriate measures to minimise windblown litter and dust during transportation of waste, such as covering trucks or transporting wastes in enclosed containers; and, Implementation of a recording system for the amount of 	Construction site / On a regular basis / Throughout operation stage	OWTF Operator			✓		<p>Waste Disposal Ordinance;</p> <p>Waste Disposal (Chemical Waste) (General);</p> <p>Regulation and the Land (Miscellaneous Provision) Ordinance;</p> <p>DEVB Technical Circular (Works) No. 6/2010.</p>

EIA Ref.	EM&A Ref.	Environmental Protection Measures	Location / Duration of measures / Timing of completion of measures	Implementation Agent	Implementation Stage ¹				Relevant Legislation & Guidelines
					Des	Con	Op	Dec	
		wastes generated, recycled and disposed of (including the disposal sites).							
7.6.2.2	6.3	Waste reduction measures Adoption of the following good operational practices should be recommended to ensure waste reduction: <ul style="list-style-type: none"> ■ Segregation and storage of different types of waste in different containers, skips or stockpiles to enhance reuse or recycling of materials and their proper disposal; ■ Encourage collection of aluminium cans, plastic bottles and packaging material (e.g. carton boxes) and office paper by individual collectors. Separate labelled bins should be provided to help segregate this waste from other general refuse generated by the work force; and ■ Any unused chemicals or those with remaining functional capacity should be reused as far as practicable. 	Construction site / On a regular basis / Throughout operation stage	OWTF Operator			✓		Waste Disposal Ordinance; Waste Disposal (Chemical Waste) (General); Regulation and the Land (Miscellaneous Provision) Ordinance
7.6.2.3	6.3	Waste generated from pre-treatment process Wastes generated from pre-treatment process should be recycled as far as possible. Wastes generated from pre-treatment process should also be separated from any chemical waste and stored in covered skips. The recyclables should be collected by licensed collectors, while the rest of the waste should be removed from the site on a daily basis to minimise odour, pest and litter impacts. Open burning must be strictly prohibited.	Pre-treatment process / Throughout operation stage	OWTF Operator			✓		Waste Disposal (Chemical Waste) (General)
7.6.2.4	6.3	Chemical Waste <ul style="list-style-type: none"> ■ Chemical waste generated from machinery maintenance and servicing should be managed in accordance with the Code of Practice on the Packaging, Labelling and storage of Chemical Wastes under the provisions of Waste Disposal (Chemical Waste) (General) Regulation. The chemical waste should be collected by drum-type containers and, when transported off-site, removed by licensed chemical waste contractors. Alternatively, some of the chemical waste may be retained on-site for re-use by the Project in the manufacture of biogas or other products, subject to their composition being confirmed as suitable for such application. 	Construction site Throughout operation stage	OWTF Operator			✓		Code of Practice on the Packaging Labelling and Storage of Chemical Wastes; Waste Disposal (Chemical Waste) (General) Regulation

EIA Ref.	EM&A Ref.	Environmental Protection Measures	Location / Duration of measures / Timing of completion of measures	Implementation Agent	Implementation Stage ¹				Relevant Legislation & Guidelines
					Des	Con	Op	Dec	
		<ul style="list-style-type: none"> Plant / equipment maintenance schedules should be planned in order to minimise the generation of chemical waste. Non-recyclable chemical wastes and lubricants should be disposed of at appropriate facilities, such as CWTC. Copies or counterfoils from collection receipts issued by the licensed waste collector should be kept for recording purpose. Recyclable chemical waste will be transported off-site for treatment by a licensed collector. The Contractor will need to register with EPD as a chemical waste producer. 							
7.6.2.5	6.3	General Refuse <ul style="list-style-type: none"> Waste generated in site offices should be reduced through segregation and collection of recyclables. To promote the recycling of wastes such as used paper, aluminium cans and plastic bottles, it is recommended that recycling bins should be clearly labelled and placed at locations with easy access. For the collection of recyclable materials, they should be collected by licensed collectors. General refuse, other than segregated recyclable wastes, should be separated from any chemical waste and stored in covered skips. The general refuse should be removed from the site on a daily basis to minimise odour, pest and litter impacts. Also, open burning of refuse must be strictly prohibited. 	Construction site / On a regular basis / Throughout operation stage	OWTF Operator			✓		Waste Disposal Ordinance
Ecological Impact (Construction)									
8.7	7.3	For precautionary purposes and to further ensure that no wild flora species of conservation interest will be affected, prior to commencement of any construction works, it is recommended to conduct a detailed vegetation survey as baseline monitoring to update the exact locations, number and condition of individuals of <i>Aquilaria sinensis</i> and any other floral species of conservation interest within the Project Area. A Vegetation Survey Report summarizing the findings and recommendations of the detailed vegetation survey should be prepared and submitted to AFCD for approval no later than one month prior to commencement of construction works.	Before Project commencement	OWTF Operator	✓				EIAO-TM
8.7	7.3	During construction phase, erection of a temporary protective	Throughout construction	OWTF Operator			✓		EIAO-TM

EIA Ref.	EM&A Ref.	Environmental Protection Measures	Location / Duration of measures / Timing of completion of measures	Implementation Agent	Implementation Stage ¹				Relevant Legislation & Guidelines
					Des	Con	Op	Dec	
		fence along the plantation area where trees and vegetation, including those of conservation concern identified under the detailed vegetation survey, would be retained within the Project Area is recommended for precautionary purposes to avoid any potential impact from construction activities such as vehicle movement and materials storage. Establishment of the protective fence could also raise the awareness of personnel to be present and protection of the plants. While the protective fence should be properly maintained, monitoring of individuals of <i>Aquilaria sinensis</i> and any other floral species of conservation interest identified in the detailed vegetation survey during construction phase on a monthly basis should be conducted to make sure that they are not affected by the construction works of the Project.	stage						
Ecological Impact (Operation)									
No mitigation measure is required.									
Landscape and Visual Impact (Construction)									
Table 10.7 (CP1)	Table 8.1 (CP1)	Preservation of Existing Vegetation The development proposals would avoid disturbance to the existing trees as far as practicable within the confines of the development site. A preliminary tree survey has been undertaken to establish the existing resources. A tree survey review with formal tree removal application will be submitted to the relevant government departments for approval in accordance with ETWB TC(W) 03/2006 Tree Preservation, during the detailed design phase of the Project. Based on the preliminary findings it would be possible to retain 441 of the existing trees. If possible, all trees which are not in conflict with the proposals would be retained and shall be protected through the means of fencing, where appropriate, to prevent potential damage to tree canopies and root zones from vehicles and materials storage. Specifications for the protection of existing trees will be circulated to the relevant government authorities for approval together with the formal tree removal application.	Construction site / Throughout construction stage / Until completion of all construction activities	Contractor	✓	✓			Technical Circular (Works) No. 3/2006
Table 10.7 (CP2)	Table 8.1 (CP2)	Control of site construction activities ■ Storage of materials should be carefully arranged to minimise potential landscape and visual impact.	Construction site / Throughout construction stage / Until completion	Contractor	✓	✓			EIAO-TM

EIA Ref.	EM&A Ref.	Environmental Protection Measures	Location / Duration of measures / Timing of completion of measures	Implementation Agent	Implementation Stage ¹				Relevant Legislation & Guidelines
					Des	Con	Op	Dec	
		<ul style="list-style-type: none"> The location and appearance of site accommodation should be carefully designed to minimise potential landscape and visual impact. Site lighting should be carefully designed to prevent light spillage, Extent of the works area and construction period should be minimised as far as practicable. Screen hoarding with compatible design to blend into the surrounding natural environment should be considered. Temporary works areas should be reinstated at the earliest possible opportunity. 	of all construction activities						
Table 10.7 (CP3)	Table 8.1 (CP3)	Transplantation of existing trees Under current proposal, no tree is recommended to be transplanted since the trees in conflict with the proposed works are not suitable to be transplanted. However, should transplantation be proposed in the detailed design stage after an update tree survey, the recommended final recipient sites should be adjacent to their current locations. Enough time should be reserved for tree transplantation works to increase the survival rate of the transplanting trees. To ensure the survival of transplanted trees, protection work should be considered. The tree transplantation proposal will be submitted to relevant authorities for approval together with the formal tree removal application.	Construction site / Throughout construction stage / Until completion of all construction activities	Contractor	✓	✓			Technical Circular (Works) No. 3/2006
Landscape and Visual Impact (Operation)									
Table 10.8 (OP1)	Table 8.2 (OP1)	Design of the Proposed OWTF OWTF will incorporate design features as part of design mitigation measures including <ul style="list-style-type: none"> Integrated design approach - the location of OWTF should be within the existing Livestock Waste Composting Plant, as far as technically feasible. The location and orientation of the OWTF should be away from landscape and visually sensitive areas such as ponds and woodlands. Building massing – the proposed use of simple responsive design includes having specific height profile requirement 	Construction site / During design stage	Design Consultant / OWTF Operator	✓				EIAO-TM

EIA Ref.	EM&A Ref.	Environmental Protection Measures	Location / Duration of measures / Timing of completion of measures	Implementation Agent	Implementation Stage ¹				Relevant Legislation & Guidelines
					Des	Con	Op	Dec	
		<p>such as, single-storey, lower than the adjacent building structures, and avoiding large built structure for supporting facilities to reduce the intrusion of mass in the rural areas.</p> <ul style="list-style-type: none"> ▪ Treatment of built structures – the structural design should seek to reduce the apparent visual mass of the facilities further through the use of natural materials such as wooden frames or other sustainable materials such as recycled plastics. ▪ Responsive building finishes – Natural tones should be considered for the colour palette for proposed structures. Non-reflective finishes are recommended on the outward facing building facades to reduce glare effect. ▪ Responsive lighting design – Aesthetic design of architectural and lighting with following glare design measures: <ul style="list-style-type: none"> – Directional and full cut off lighting is recommended within the boundaries of OWTF to minimise light spillage to the surroundings; – Minimise geographical spread of lighting, only applying for safety at the key access points and staircases; and <p>Limited lighting intensity to meet the minimum safety and operation requirement.</p>							
Table 10.8 (OP2)	Table 8.2 (OP2)	<p>Amenity / Compensatory Planting</p> <p>Tree retention within the works area is considered to be important. New tree plantings will be concentrated in the proposed amenity areas along the boundaries of the site and along the exterior of OWTF buildings. Although a preliminary planting proposal is not yet available at the moment of producing this EIA Report, anticipated new tree planting within the Project site should be able to fully compensate for the loss of 14 trees proposed to be felled in terms of both quantity and quality. 441 existing trees will be retained through preserving them at their current locations. Establishment of newly planted trees is expected. Trees with high amenity value will be placed along the access routes to provide shade and soften the hard structures of OWTF buildings. Amenity plantings will utilise native tree species found on existing neighbouring slopes or</p>	Construction site / during design and operation stage	Design Consultant / OWTF Operator	✓		✓		Technical Circular (Works) Nos. 7/2002 and 3/2006

EIA Ref.	EM&A Ref.	Environmental Protection Measures	Location / Duration of measures / Timing of completion of measures	Implementation Agent	Implementation Stage ¹				Relevant Legislation & Guidelines
					Des	Con	Op	Dec	
		woodland areas to improve the ecological connectivity between existing habitats and create a coherent landscape network. Tree species with aggressive roots should be avoided to prevent damage to OWTF buildings and structures. Trees with high or moderate amenity value and low to medium maintenance should be considered as part of landscape resource enhancement. Recommended tree species include <i>Celtis sinensis</i> and <i>Liquidambar formosana</i> . These proposals will be subjected to review at detail design stage of the Project.							
Table 10.8 (OP3)	Table 8.2 (OP3)	Treatment of Slopes In accordance with GEO Publication No. 1/2011 "Technical Guidelines on Landscape Treatment for Slopes", these engineering structures will be aesthetically enhanced through the use of soft landscape works including tree and shrub planting to give man-made slopes a natural appearance, blending into the natural landscape. Whip-sized plantings are preferred on the face of soil cut slopes, at the crest and toe of the slope and within berm planters. These smaller, younger plants can adapt to their new growing conditions quicker than larger sized stock and establish a naturalistic effect rapidly. Recommended tree species include <i>Mallotus paniculatus</i> , <i>Broussonetia papyrifera</i> and <i>Alangium chinense</i> .	Construction site / during design and operation stage	Design Consultant / OWTF Operator	✓		✓		GEO Publication No. 1/2011 "Technical Guidelines on Landscape Treatment for Slopes"
Table 10.8 (OP4)	Table 8.2 (OP4)	Amenity enhancement Rooftop greening and vertical greening to mitigate the visual impact of taller structures can soften the façade of OWTF structures. Frameworks utilised for vertical greening should appear naturalistic.	Construction site / during design and operation stage	Design Consultant / OWTF Operator	✓		✓		Technical Circular (Works) No. 7/2002

Remarks:

1. Des – Design Stage, C – Construction Stage, O – Operation, Dec - Decommissioning